


Ver. 4

Guidebook for Foreign Residents Living in Takatsuki City

Takatsuki Living Guide

(English)



April 2021



Table of Contents

About Takatsuki Living Guide for Foreign Residents	1
Welcome to Takatsuki City	1
1. In the Case of Emergency	
(1) Disasters	2
(2) Emergency Measures	10
2. Various Procedures	
(1) Resident Registration	15
(2) Necessary Procedures Required on Relocation	19
(3) Procedures for Relocation Other than at the City Hall	21
3. When You Become Ill	
(1) Clinics and Hospitals	23
(2) Medical Insurance	25
(3) Medical Expenses Subsidy Systems	29
4. Pregnancy and Child-Rearing	
(1) During Pregnancy	30
(2) After a Childbirth	31
(3) Immunization	33
(4) Consultation and Support for Child-Rearing	33
(5) Nursery Schools, Kindergartens, Nintei Kodomoen, etc.	36
(6) Elementary / Junior High School	37
5. Daily life and Housing	
(1) Renting a home	40
(2) Employment	41
(3) Water Supply and Sewage	42
(4) Garbage / Human Waste	44
(5) Marriage / Divorce	48
(6) Death	50
6. Tax and Pension	
(1) Tax	52
(2) Pension	54
7. Health / Welfare	
(1) To stay healthy	56
(2) Welfare	56
8. Transportation	
(1) Takatsuki City Bus	59
(2) Trains	60
(3) Access to Takatsuki City	61
9. Useful Websites for Foreign Citizens	62
10. Information about facilities	64
11. Consultation Service in Foreign Languages	67
12. Emergency Telephone Numbers	68

About Takatsuki Living Guide for Foreign Residents

This guide booklet contains information for foreign residents in Takatsuki City to start their life, and is provided in Japanese, English, Chinese and Korean.

We also recommend you to check the Essentials for Living in Osaka for general information and information common for all of Osaka Prefecture.

Please note that information in this guide booklet may change in the future.

Essentials for Living in Osaka URL <https://www.ofix.or.jp/life/english/guide/>

Welcome to Takatsuki City

- Takatsuki City is a comfortable city to live where a lively, bustling urban area spreads, while abundant nature and historical heritage also coexist.

We cooperate with various people to create a city in which foreign residents can live comfortably.

<u>Outline of Takatsuki City</u>	<u>Sister Cities</u>
Land area: 105.29sq.km Sea level peak: 678.7m Lowest point: 3.3m Population: 351,082 Number of household: 162,262	Manila City (Philippines) Changzhou City (Republic of China) Toowoomba City (Australia) Masuda City (Shimane Prefecture) Wakasa Town (Fukui Prefecture)
As of the end of December 2020	

1. In the Case of Emergency

(1) Disasters

① Earthquakes

Many earthquakes happen in Japan. It is important to be prepared on an every-day basis just in case of earthquakes. When an earthquake occurs, check the extent of the damage on the television or radio, and do not be confused by rumors or groundless information.

In the case of earthquakes

1) Hide yourself under the table.

- Protect your head.
- Do not rush outside.

2) Open windows and doors to secure an escape route. (The doors may not open due to distortion caused by the earthquake.)



After the tremors stop

1) Calmly put out all fires.

- Turn off the main gas tap.
- Put out any fires, if there are any.
- If you can't, evacuate as soon as possible.

2) If you go outside for evacuation, calmly do so.

3) Obtain correct information and decide course of action. (See p7.)

4) Take only necessary items with you in a backpack, and go to the evacuation site on foot.

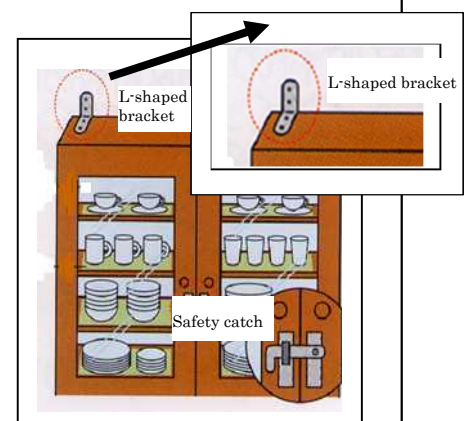
5) Be careful with after-shocks, tsunamis and landslides.

- Avoid narrow streets, fences and riverbanks.



Preparing for Earthquakes

- To prevent tall furniture such as dressers from falling down, secure them to walls with L-shaped brackets.
- Check municipal-designated evacuation shelters and routes in advance. [See p4.](#)
- Prepare emergency supply bags that you can take with you. [See p5.](#)
- Prepare emergency stockpiles. [See p6.](#)




② Floods



After heavy rain, a flood may occur due to the collapse of riverbanks caused by the rise of the river. Try to get reliable information and spontaneously evacuate as soon as possible if you feel in danger.

1) Evacuate in an outfit which is safe and does not restrict your movements



- (1) Protect your head with a helmet or protective cotton hood.
- (2) Wear a long-sleeve shirt and trousers.
- (3) Wear work gloves on your hands.
- (4) Wear comfortable thick-soled shoes.
- (5) Put emergency supplies in a rucksack to keep both hands free.

2) Watch your step

- As you cannot confirm dangerous areas such as manholes and street gutters on flooded roads, walk carefully with a long pole as a stick.

3) Watch out for the depth of the water

- The maximum depth to be able to walk: 70 cm for men and 50 cm for women in general
- If the water is as high as your waist or the current is rapid although the water is not deep, do not strain yourself and wait for help in a high place.
- If it is difficult to evacuate to the evacuation site on foot due to a flood, take actions to protect yourself such as making an emergency escape to the second or upper floor of your house or the nearest building.

4) Evacuate in a group, as acting alone is dangerous

- Bind each other's bodies with a rope not to get separated and evacuate in a group.
- Keep an eye on children.

5) To secure yourselves safely, carry the elderly and sick people on one's back. Make small children wear a swim ring.

6) Do not evacuate by car.

- If you use a car, its brakes may not work properly, and its engine may stop due to the water entering from the exhaust muffler.

Evacuation Sites

In case of evacuation, 128 locations such as municipal elementary schools, junior high school, kindergartens, public halls and community centers are designated as evacuation sites. For more details, please refer to the city's website or the Takatsuki City Disaster Prevention Map.

Website link

Home page: <http://www.city.takatsuki.osaka.jp> > [くらしの情報](#) > Disaster Prevention, Crime Prevention and fire fighting > Equipment to an accident


③ Typhoons



In Japan between June and October, there are many typhoons that bring strong winds and torrential rain which can cause disasters such as landslides and flood damage to houses. When a typhoon approaches, pay close attention to the weather forecast and typhoon tracking reports. You should refrain from going outside.

When a typhoon approaches:

- 1) Pay attention to the weather forecast on TV or radio.
- 2) Be sure to close your shutters. Also, remove or secure any items outside your house such as potted plants or laundry poles which may be blown away.
- 3) Prepare a flashlight, a portable radio, etc. in case of black out.
 - The water supply might be cut off in high buildings.
- 4) Prepare emergency supply bags, in case of evacuation.



④ Preparation for natural disasters such as earthquakes, storms and floods

- 1) In order to act calmly in the case of emergency, it is a good idea to talk with the family and decide the division of roles among family members.

Things to check among family members

- The safest place in your house.
- Check the first aid goods and source of fire.
- The person leading infants and the elderly.
- Check evacuation sites and routes. See “Evacuation Sites” column in this page.

- Prepare emergency supply bags to take with you in an emergency. Check who takes which of these supplies and where to keep them. See p5.
 - Meeting place and how to contact with each other.
- 2) Make a note of the information required in an emergency in Japanese and carry it with you all the time. Keep the note with your emergency supplies, too. In case of emergency, ask help from someone around you who can speak Japanese, using the note.

Things you need to write down on the note

- Address, name, home phone number, mobile number, names of family members and phone numbers of your family members
- The name and phone number of the evacuation shelter, and the meeting place in case your family is separated.

❖ An “In Case of Emergency Card” provides necessary information for someone who helps you in case of emergency. The card is found in the last page of the guide. Carry this card with you all the time (e.g. in your wallet).

Emergency supply bag

In case of emergency, prepare emergency supply bags to be able to take them with you at any time.

- A rucksack (backpack) is recommended to keep both of your hands free.
- Recommended weight :15kg for men; 10kg for women



Valuables Passport, Health Insurance cash, etc.

Flashlight Don't forget spare batteries.

Portable radio Light and small, and plenty of spare batteries

Emergency food Foods that can be eaten without cooking (crackers, canned food), bottled water, etc.

Daily necessities Underwear, towels, paper diaper, tissues, wet wipes, toiletries, sanitary products, work gloves, lighters, can opener, bottle opener, plastic bags, baby bottles, etc.

First aid kit Plasters, bandages, disinfectants, vulnerary, antipyretic, cold medicine, etc. Prepare medication for the elderly and the sick, too. To prevent infectious diseases, prepare masks, thermometer, sanitizer and indoor shoes.



Emergency stockpile

Prepare a big enough stockpile to sustain your family for several days (at least for three days) until disaster restoration.

Emergency foodstuffs Ready meals, simple cooking food, retort-packed food, canned food, instant food, chocolate, etc.

Water


Prepare bottles or cans of mineral water as drinking water (approx. 3 liters per person per day). Keep your bathtub filled with water to use as daily life water in the case of emergency.



Daily necessities

Portable cooking stove, gas cartridges, solid fuel, toilet paper, blankets, sleeping bags, dry shampoo, disposable hand warmers, etc.

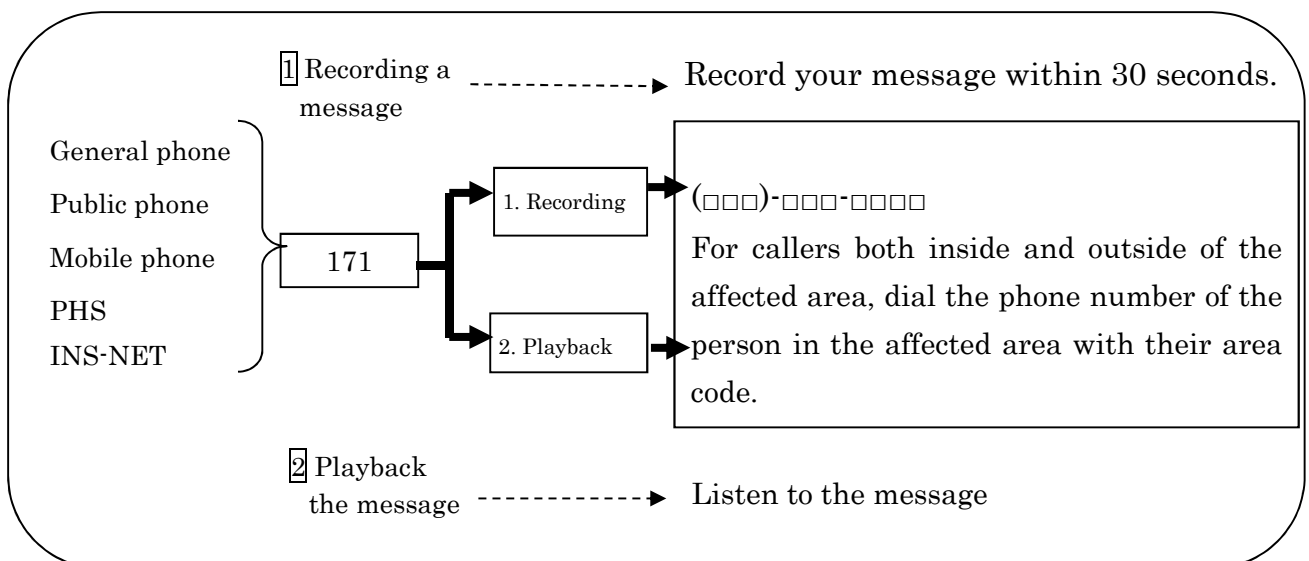
❖ Prepare as many spare gas cartridges as possible.



⑤ Disaster Emergency Message Dial (171)



This service is available only when it is difficult to make telephone calls due to an earthquake of “intensity 6 lower” or greater and other large disasters.



⑥ Provision of information regarding disaster

Evacuation information

When there is the possibility of the occurrence of a disaster, Takatsuki City will issue an evacuation advisory, etc. (see p9). You should confirm the locations of evacuation shelters in advance. Evacuation shelters can be checked on the Takatsuki City's website, etc.

Website Link

Home page (<http://www.city.takatsuki.osaka.jp>) > [くらしの情報](#) > Disaster Prevention, Crime Prevention and fire fighting > Equipment to an accident >

Takatsuki City Disaster Prevention Map (Japanese only)

Information regarding evacuation shelters and facilities related to disaster prevention can be found.

Takatsuki City Flood and Landslide Hazard Map (in Japanese)

Evacuation sites in case of floods and landslides can be found.

Website Link

Home page (<http://www.city.takatsuki.osaka.jp>) > Map search

Broadcasting stations that provide disaster information

You can obtain updated information on warnings, advisories and the weather announced by the Metrological Agency on TV, radio and internet.

- ❖ An “advisory” (chui-hou) is announced when there is a risk of a disaster; a “warning” (keiho) is announced when there is a risk of a serious disaster. Although you need to be more vigilant when a warning is issued than an advisory, you should always pay attention to the weather forecasts on TV or radio when an advisory is issued. In addition, an “emergency warning” (tokubetsu-keihou) will be issued when a disaster such as torrential rain which will vastly exceed the criteria of the warning is forecasted and the occurrence of severe disaster is more likely.

Television

- NHK General Television
- NHK WORLD-JAPAN (satellite broadcasting: BS1, BS Premium)
NHK's major news and information programs are broadcast in English.
- Takatsuki Cable TV
Local news and information are mainly broadcast.
(Only for those who have a cable TV contract)

Radio

- AM NHK Radio 2 (828KHz)
Broadcasting in English, Chinese, Korean, etc.

Internet

- Ministry of International Affairs and Communications, Fire and Disaster Management Agency (in English) **URL** <http://www.fdma.go.jp/index.html>
- NHK WORLD-JAPAN News **URL** <https://www3.nhk.or.jp/nhkworld/>
The latest news in Japan and worldwide can be read in foreign languages. Information is also provided in audio. English, Chinese, Korean, etc. are available.
- Osaka Disaster Prevention Net Takatsuki version
URL <http://www-cds.osaka-bousai.net/takatsuki/index.html>
At the Osaka Disaster Prevention website, you can find emergency information and evacuation information related to Takatsuki City. English, Chinese and Korean are available. The City also offers disaster prevention information by email in English, Chinese and Korean. Please check the website for details.

- Takatsuki City Website

<small>きんきゆう</small> 緊急	<small>さいがいじょうほう</small> ・災害情報
-----------------------------------	--

 (Emergency/disaster information)

Website Link

Home page (<http://www.city.takatsuki.osaka.jp>)>

<small>きんきゆう</small> 緊急	<small>さいがいじょうほう</small> ・災害情報
-----------------------------------	--

Emergency information in the event of a disaster, etc., can be found at Takatsuki City's website.

Types of Evacuation Information

- **Alert level 3**

Evacuation preparation / evacuation advisory for the elderly, etc.

There is a risk of damage caused by disaster. Please contact your family and prepare emergency supply bags, etc. to take with you. For those requiring special help and/or a longer time to evacuate, please start evacuating to the evacuation shelter, keeping in contact with family or neighbors.

- **Alert level 4**

Evacuation advisory / evacuation order (emergency)

There is a high risk of the occurrence of disaster, and you must start evacuating. Start evacuating to an evacuation shelter suitable for the type of disaster currently occurring. If you think that going to the evacuation shelter is rather dangerous, please go to another safer indoor place.

- **Alert level 5 Disaster occurrence alert**



A disaster is already occurring. Take the best action to save your life.

Inquiries regarding preparation for disasters/evacuation:
Crisis Management Office (Kikikanrishitu) Tel: 072-674-7314

(2) Emergency Measures

① Shout for help

If there has been an accident or there is a fire, alert your neighbors and ask for help.

にほんご Japanese		はっせい Utterance	えいご English
火事だ かじだ		Kaji-da	Fire!
救急車 きゅうきゅうしゃ		kyukyusya	Ambulance!
泥 棒 どろぼう		Do ro bo u	Thief!

② Emergency contact numbers



Telephones that can be used for emergency calls

If you need to contact the police to report a crime or traffic accident, dial “110”. If you need a fire engine or an ambulance for a fire or illness, dial “119”. Both the police and fire/medical assistance are available 24 hours a day.

“110” is the number for the Police Department Command Center, and “119” is for the Fire Department Command Center. They will take your call, arrange and dispatch a police car, or request the nearest fire station to dispatch a fire engine or ambulance.

You do not need a phone card or money to call “110” or “119” from a public phone.

③ How to call 119 Fire / Emergency

- ❖ Three-way calling between the Fire Department Command Center, non-Japanese speaker making emergency call and telephone interpreting center is available.

1) Please specify if a fire, emergency, or an accident.

2) Please specify the place of incident, your name, and the telephone number you are currently using.

If you cannot identify the place, tell them a landmark such as a crossroad.

3) Please report the current situation.

- Fire

What is burning

Is there anyone who could not escape?

Are there any casualties?

- Ambulance

What kind of injury

What kind of illness

Gender

Age

④ How to call “110” Crime / Theft

1) Please specify what kind of incident or accident has happened.

2) Please specify the place of incident, your name, and the telephone number you are currently using.

If you cannot identify the place, tell them a landmark such as a crossroads.

3) Please report the current situation.

Approximately what time the incident or accident occurred?

Criminal's feature

Current situation

❖ Caution!

“119” and “110” are the telephone numbers for an emergency.

Please do not use them for consultation or an inquiry.

If you cannot speak Japanese, please ask someone who can speak Japanese to talk on the phone on your behalf.

❖ Japanese used for an emergency

たす 助けて(TASUKETE)	Help!	どろぼう 泥棒(DOROBO)	Thief/Robber
けいさつ 警察(KEISATSU)	Police	かじ 火事(KAJI)	Fire
きゅうきゅうしゃ 救急車 (KYUKYUSHA)	Ambulance	びょういん 病院(BYOIN)	Hospital
いそ 急いで(ISOIDE)	Hurry up	や 止めて (YAMETE)	Stop it!
でい 出て行って(DETEITTE)	Get out of here	いた 痛い(ITAI)	It hurts.
ぼうりょく 暴力(BORYOKU)	Violence	びょうき 病气(BYOKI)	Illness
じこ 事故(JIKO)	Accident	けが 怪我(KEGA)	Injury
にほんご はな 日本語 話せません (NIHONGO HANASEMASEN)	I cannot speak Japanese.		

Fire Alarm for residential buildings

A fire alarm reacts to smoke or heat caused by a fire at an early stage, and warns you of a fire by alarm or noise. It should be installed on the ceiling or the wall close to the ceiling in a bedroom or staircase. Those for bedrooms and staircases are smoke alarms to detect smoke. For kitchens where vapor and smoke are emitted when cooking, heat alarms are suitable.

Please make sure to install fire alarms to protect your lives in case of a residential fire.

❖ From June 1, 2011 onwards, installing fire alarms in residential buildings is compulsory.

In the case of rented housing, it depends on lease contracts; generally both landlord and tenant are responsible for installing fire alarms. Please discuss with each other to decide who will install.

Inquiries: Kita fire station (Kita shobosho) Tel: 072-687-1102

Naka fire station (Naka shobosho) Tel: 072-674-7995

2. Various Procedures

(1) Resident Registration

In accordance with the partial amendment of the Basic Resident Registration Act. From July 9, 2012, like Japanese residents, foreign residents need to register their residence and to obtain a certificate of residence (juminhyo).

Who is eligible for the Resident Registration?

Foreign nationals who will reside legally in Japan for longer than three months, and have a residential address. Temporary visitors such as tourists are excluded.

- Medium to Long-term Residents
- Special Permanent Residents
- Persons granted permission for temporary refuge or provisional stay
- Persons who may continue to stay transitionally in Japan by birth, or persons who may continue to stay transitionally in Japan by a loss of Japanese nationality.

The phrase, “Resident Cards, etc.”, in this guide include all of the following documents: resident cards, special permanent resident certificates, passports endorsed the issuance of the card on later date, and valid Alien Registration Certificates*.

*Alien Registration Certificates obtained by special permanent residents aged under 16 are valid until their 16th birthday. Currently, there is no valid alien registration certificates possessed by medium to long-term residents and special permanent residents aged 16 or over.

① Where to go for procedures

Type of Notification	Mid- to long-term residents	Special Permanent Residents
■Notification of place of residence <ul style="list-style-type: none"> • After entering Japan, those that have found a place to settle. • When changing addresses, etc. 	City hall	City hall
■Notification of other than the place of residence <ul style="list-style-type: none"> ▪ When you change your name, date of birth, gender, or nationality/region. ▪ Application for renewal, reissuance or issuance of Resident Card, etc. 	Regional Immigration Bureau	City hall

▪ Application for change of residence status and updating period of stay.	Regional Immigration Bureau	
---	-----------------------------------	--

- For medium to long-term residents

Your reception counter will depend on the procedure you need.

Attention! For an application and issuance of Resident Card, please go to a Regional Immigration Bureau.

- ◆ Inquiries regarding resident status, etc.

Immigration Services Agency of Japan **URL** <http://www.immi-moj.go.jp>

<Osaka Regional Immigration Bureau>

Tel: 06-4703-2100 Opening Hours: Weekdays 9:00–16:00

<Osaka Immigration Information Center>

Tel: 0570-013904 Opening Hours: Weekdays 8:30–17:15

1-29-53, Nanko-kita, Suminoe-ku, Osaka City

(Near Cosmosquare Station, Subway Chuo line)

- For special permanent residents

Attention! For an application and issuance of special permanent resident certificate, please go to the Citizens' Affairs Division at the City Hall or a branch office.

Notification / application procedure for special permanent resident certificates

Notification/ application	When to notify		Necessary documents
	16 years old or over	Under 16 years old	
Renewal of the validity period	Between 2 months before the expiry day and the expiry day	Between 6 months before the expiry day and the expiry day	<ul style="list-style-type: none"> ▪ Special permanent residents certificate • Passport (if you have one) • 1 photo
Reissuance due to loss of certificate, etc.	Within 14 days after you notice the loss		<ul style="list-style-type: none"> • Certificate of facts (a report of loss or theft etc.) • Passport (if you have one) • Photo (16 years or over)
Reissuance due to severe damage	When it was damaged		<ul style="list-style-type: none"> • Special permanent residents certificate • Passport (if you have one) • 1 photo (16 years or over)

When you wish for reissuance	When you wish for reissuance with the reason other than damage of certificate	<ul style="list-style-type: none"> • Special permanent residents certificate • Passport (if you have) • 1 photo (16 years or over) • A 1,600-yen worth revenue stamp (Upon issuance)
Change of items on the certificate	Within 14 days from the day of the change (when there is any change in your name, date of birth, gender and/or nationality/region)	<ul style="list-style-type: none"> • Special permanent residents certificate • Passport (if you have) • 1 photo (16 years or over) • Document to prove the change

② Notification of a place of residence

Please go through the procedure within the following period.

Situation	When to notify	Necessary documents
Moving in: When you enter Japan and settled in a place to live	Within 14 days from the day when you settled in a place to live	<ul style="list-style-type: none"> • Resident Card, etc. • Passport
Moving in: When you move in Takatsuki City from another municipality	Within 14 days from the day when you moved in	<ul style="list-style-type: none"> • Moving-out certificate • Resident Card, etc. • Individual Number Card (if you have one)
Change of address: within the city	Within 14 days from the day when you change the address	<ul style="list-style-type: none"> • Resident Card, etc. • Individual Number Card (if you have one)
Moving out: When you move out from Takatsuki City to another municipality	From approx. 14 days before the planned day of moving	<ul style="list-style-type: none"> • ID (Resident Card, etc.) • Individual Number Card (if you have one) ❖ When you leave Japan

One of the family members of the same household can go through the procedure for all family members. In that case, the Resident Cards, etc. and Individual Number Cards (only for those who have one) of all family members who are moving in or out, or leaving Japan are required.

Those who go through a national health insurance procedure, etc., please also bring an Insurance Card, etc.

Inquiries for ①, ②: Resident Registration Team, Citizens' Affairs Division (Counter No. 4) (Jumin Kiroku Team, Shimin Ka) Tel: 072-674-7064

The My Number System and Individual Cards

Individual Number ("My Number") is the unique number assigned to each person and is important as it is required when you go through procedures at the City Hall, etc. Your Individual Number will be notified through a notification card when you register your residence in Japan for the first time, and the number will never change during your lifetime.

The Individual Number Card can be used not only to prove your identity, but also to issue certificates such as a Certificate of Residence at convenience stores. You can apply for the Individual Number Card with an application form enclosed with your notification card by post or internet, or in person at the City Hall. Once you have your Individual Number Card, you need to present it when you extend your period of stay or change your address.

Inquiries regarding Individual Number:

Tel: 0120-0178-26 (regarding My Number System)

Tel: 072-674-7067 (for those who wish to have an Individual Card)

③ Issuance of copies of Certificate of Residence

Since the Alien Registration System was abolished, copies of Certificate of Residence (juminhyo) has been issued instead of the Certificate of Registered Matters in the Alien Registration (gaikokujin toroku genpyo kisaijiko shomeisho). Multi-national households, where foreign residents and Japanese residents live together as the same household, can obtain copies of the Certificate of Residence in which all household members are listed.

Certificates are issued at Citizens' Affairs Division counter and branch offices.

Inquiries for ③: Certificate Team (Shomei Team) Citizens' Affairs Division (Shimin Ka) Counter No. 5 Tel: 072-674-7061

❖ Where to ask for proof of the history stated in the original Certificate of Alien Registration

For proof of the history of registered record before July 9, 2012 (name, date of birth, nationality, history of change of place of residence, history of family registration, etc.), date of landing permit, birth place, etc., please request a disclosure at the Immigration Services Agency.

Inquiries: Immigration Information Disclosure Section, Information System Management Office, General Affairs Division, Immigration Service Agency in Japan
Tel: 03-5363-3005

Opening hours: 9:00–17:00 (Closed on Saturdays, Sundays, public holidays, year-end and New Year holidays)

(2) Necessary Procedures Required on Relocation

It is advisable to ask someone who understands Japanese to come with you for the procedures.

- A. Moving-in: From another city/country to Takatsuki City
- B. Moving-out: From Takatsuki City to another city/country
- C. Change of address: Change of address within the city
- D. As required: Whenever required during your stay in Takatsuki City

Procedure	Counter / Counter No. to notify	When you need to notify	Eligibility
Seal registration	Citizens' Affairs Div. No.4 Tel: 072-674-7064	D. As required	Those aged 15 or over who have registered residency and need to register their seals ❖ Please contact for details.
National Health Insurance <u>See p25.</u>	National Health Insurance Div. No.9 Tel: 072-674-7075	A. Moving-in B. Moving-out C. Change of address	Those who have not enrolled on an employee insurance at their workplace
Medical Insurance for Late-Stage Medical Care for the Elderly <u>See p27.</u>	National Health Insurance Div. No.12 Tel: 072-674-7178	A. Moving-in B. Moving-out	Those aged 75 or over, or aged between 65 and 74 who have a certain disability and have applied for this insurance ❖ Please contact for details.
Nursing Care Insurance <u>See p28.</u>	Elderly Care Div. No. 7 Tel: 072-674-7167	A. Moving-in B. Moving-out C. Change of address	Recipients or applicants
Medical Care for Severely Disabled People <u>See p29.</u>	Disabled Persons' Welfare Div. No.13 Tel: 072-674-7164	A. Moving-in B. Moving-out C. Change of address	You need to fulfill criteria such as income limit. ❖ Please contact for details.

National Pension <u>See p54.</u>	Citizens' Affairs Div. National Pension No.1 Tel: 072-674-7073	A. Moving-in B. Moving-out C. Change of address	Those aged between 20 and 59 who have registered residence and are not enrolled on Social Pension such as that of their workplace
Child Allowance / Child Rearing Allowance	Childrearing Div. Tel: 072-674-7174	A. Moving-in B. Moving-out C. Change of address	You need to fulfill criteria such as income limit to receive allowance. ❖ Please contact for details.
Medical Expense Subsidy for Children / for Single Parent Household	Childrearing Div. Tel: 072-674-7174	A. Moving-in B. Moving-out C. Change of address	You need to fulfill criteria such as income limit to receive subsidy. ❖ Please contact for details.
Admission to elementary and junior high school <u>See p37.</u>	Education Guidance Div., Education Board Tel: 072-674-7637	A. Moving-in B. Moving-out C. Change of address	Those who wish their children to go to elementary or junior high school
Admission to kindergarten <u>See p36.</u>	Nursery School and Kindergarten Administration Div. Tel: 072-674-7692	A. Moving-in D. As required	Those who wish their children to go to kindergarten ❖ Please contact for details.
Admission to nursery school <u>See p37.</u>	Nursery School and Kindergarten Administration Div. Tel: 072-674-7692	A. Moving-in D. As required	Those who wish their children to go to nursery school ❖ Please contact for details.
Human waste treatment <u>See p48.</u>	Charge Team, Resource Recycling Promotion Div. Tel: 072-674-7193	A. Moving-in B. Moving-out C. Change of address	Those who need to apply for or cancel disposal of human waste, or make a payment for cleaning fees ❖ Please contact for details.
Motorized bicycle <u>See p53.</u>	Tax Administration Div. No.22 Tel: 072-674-7134	A. Moving-in D. As required	Those who want to continue riding a motorized bicycle (50–125cc)

Free/discounted city bus pass for senior citizens	Elderly Care Div. Tel: 072-674-7166	A. Moving-in B. Moving-out	Until the end of March, 2021, those aged 70 or over are eligible for free rides on the city bus. From April 2021 onwards, those aged between 70 and 74 pay 100 yen per ride, and those aged 75 and over are eligible for free rides on the city bus. However, transitional measures are applied to the eligibility of the age to qualify for free rides. ❖ Please contact for details.
---	--	-------------------------------	--

(3) Procedures for Relocation Other than at the City Hall

Procedure		Contacts
Water	Starting service Cancelling service	Customer Service Center, Charge Div., Waterworks Department (Okyakusama Center, Ryokin Ka, Suido Bu) Tel: 072-674-7890 Holidays, nighttime service Tel: 072-674-7911
Gas	Starting service Cancelling service	Osaka Gas Co. Ltd. Customer Service Center Tel: 0120-594-817 http://www.osakagas.co.jp/index.html ❖ English site is available
Electricity	Starting service	Kansai Electricity Power Co. Inc. Tel: 0800-777-8810 http://www.kepco.co.jp/index.html ❖ English site is available
Mobile phone	Change of address	Each Mobile Phone Company ❖ For those who have a mobile phone contract in Japan

Landline	New connection Relocation	NTT Tel: 116 English Tel: 0120-064337 http://www.ntt-west.co.jp/ ❖ English site is available
Post	Applying for redirection	Takatsuki Post Office Tel: 0570-035-986 Takatsuki Kita Post Office Tel: 0570-943-285 http://www.post.japanpost.jp/index.html ❖ English site is available
Bank	Change of address	Each bank ❖ For those who have bank accounts in Japan
Credit card	Change of address	Each credit card company ❖ For those who have credit cards issued in Japan
Internet	Contract with a provider	Each provider ❖ Some apartments already have an internet connection. Please check with your landlord or management company.

Japanese in daily life





- ・ありがとう (ARIGATO) THANK YOU
- ・こんにちは (KON-NICHIWA) HI/HELLO
- ・ごめんなさい (GOMEN-NASAI) SORRY
- ・夫 (OTTO) HUSBAND
- ・子ども (KODOMO) CHILD
- ・おはよう (OHAYO) GOOD MORNING
- ・すみません (SUMIMASEN) EXCUSE ME
- ・私 (WATASHI) I
- ・妻 (Tsuma) WIFE
- ・学校 (GAKKO) SCHOOL

3. When You Become Ill

(1) Clinics and Hospitals

① Medical institutions in Japan

There are two types of medical institutions in Japan: clinics (shinryojo) that offer consultation and care for minor illnesses and injuries; and hospitals equipped with facilities for examination and hospitalization. We recommend that you have a consultation in a clinic first, and then receive specialized treatment in a large hospital, if necessary.

<p style="text-align: center;">Clinics</p> <p>Minor ailments such as colds or stomachaches</p> <p style="text-align: center;">Your usual local clinics</p> <div style="display: flex; justify-content: space-around;"></div> <p>They usually do not have hospitalization facilities. Many are open in the mornings and late afternoons on weekdays.</p>	<p style="text-align: center;">Hospital</p> <p>Serious injuries and illnesses</p> <p style="text-align: center;">Hospitals for emergency and serious cases</p> <div style="display: flex; justify-content: space-around;"></div> <p>They are equipped with hospitalization facilities. Many are open for outpatients on weekday mornings only.</p>
--	--

Most clinic and hospital staff speak only Japanese. It is advisable to ask someone who understands Japanese to come with you so that you can describe your symptoms precisely.

② Search for medical institutions

1) Osaka Medical Net for Foreigners

You can find hospitals where treatment can be received in foreign languages on the internet.

URL <https://www.mfis.pref.osaka.jp/omfo/>

2) AMDA International Medical Information Center

Medical information for foreigners is provided by phone: information includes medical institutions where services in foreign languages are available and Medical Welfare System, etc.

URL <https://www.amdamedicalcenter.com/> Tel: 03-6233-9266

③ When you suddenly become ill at night / holidays

Takatsuki Shimamoto Out-of-Hours and Emergency Service Clinic

11-1, Minamiakutagawa-cho, Takatsuki City Tel: 072-683-9999

• Internal medicine / pediatrics / surgery

Not open outside of the hours stated in the table below

Weekdays	9:00 p.m.–7:00 a.m. (the following morning) Last check-in at 6:30 a.m. (the following morning)
Saturdays	3:00 p.m.–7:00 a.m. (the following morning) Last check-in at 6:30 a.m. (the following morning)
Sundays and public holidays	10:00 a.m.–12:00 p.m. 2:00 p.m.–5:00 p.m. 7:00 p.m.– 7:00 a.m. (the following morning) Last check-in at 6:30 a.m. (the following morning)

Notes: • Patients injured in traffic accidents or industrial accidents are not accepted.

• Home visits and hospitalization are not provided.

• Dentist

Sundays and public holidays	10:00 a.m.–12:00 p.m. 2:00 p.m.–5:00 p.m. Last check-in at 4:30 p.m.
-----------------------------	--

Notes: • Treatments requiring dental technicians such as denture repair are not available.

• Home visits and follow-up consultations are not provided.

④ What to bring with you

1) Health Insurance Card

The card is issued to those who join Social Insurance or National Health Insurance. If you are not enrolled on the insurance, you are liable to pay the full amount. Please be aware that failing to present your insurance card may result in a full payment for the time being, even if you have insurance.

2) Money

Medical examination fees will be charged.

3) Patient registration card

Those who have had a consultation before in the same clinic/hospital

4) Referral letter

Those who have a referral letter from other medical institutions

5) Medical Subsidy Certificate

Those who have a certificate See p29.

If you are a short-term stayer, take proof of ID such as passport with you.

It is advisable for short-term stayers to check if you have insurance from your home country and/or medical insurance for foreigners sold by life insurance companies in Japan in case of emergency. Please note that even if you have such insurance, if you do not have Japanese public medical insurance, you may need to pay the full amount of medical expenses for the time being until you make a claim on your insurance.

(2) Medical Insurance

① Public medical insurance in Japan

All those living in Japan must be covered by some form of public medical insurance. There are mainly two public medical insurance systems in Japan: Social Insurance for those working at a company or office, and National Health Insurance for those not covered by the Social Insurance.

People insured by public medical insurance are generally required to pay 30 percent of the actual medical cost incurred (basically fixed price for every medical procedure all over the country). However, if a person receives medical treatment without such insurance, he/she will have to pay for all the cost incurred.

② National Health Insurance

National Health Insurance is applicable to persons not enrolled on employee insurance plans. Every foreign national except for people visiting Japan for the purpose of sightseeing, recreation, or medical activity is subject to the Basic Resident Register Law; therefore, those who have not joined employee insurance are required to enroll on the National Health Insurance.

Please note that a person whose period of stay was less than 3 months when he/she arrived in Japan, but who is now approved to be living in Japan for longer than 3 months, needs to enroll on the National Health Insurance.

Please enroll or notify us the change within 14 days of the day the change occurs. If your enrolment is later than 14 days, you may not be able to receive insurance benefits retroactively. In that case, you have to pay the full amount of the medical expenses.

When you need to notify

	When to notify	Necessary documents/items
When to enroll	When you move to Takatsuki City ❖ First, notify the Citizens' Affairs Div. of the moving-in	Seal(mitome-in: unregistered seal), passport, Resident Card, etc.
	When you withdrew the social health insurance	Seal (mitome-in: unregistered seal), proof of your withdrawal from the health insurance offered by your employer
	When you no longer receive public assistance	Seal (mitome-in: unregistered seal), Notice of Cancellation of Public Assistance, passport, Resident Card, etc.
	When your baby is born.	Seal (mitome-in: unregistered seal), Maternal and Child Health Handbook, parent's Insurance Card, parent's passport and Resident Card, etc.
When to withdraw	When you leave Japan	Seal (mitome-in: unregistered seal), Insurance Card, document proving the day of leaving Japan
	When you move out Takatsuki City ❖ You need to notify of moving-out to the Citizens' Affairs Div. in advance.	Seal (mitome-in: unregistered seal), Health Insurance Card
	When you enroll on Social Health Insurance	Seal (mitome-in: unregistered seal), National Health Insurance Card, Employee's Health Insurance Card
	When you start receiving Public Assistance	Seal (mitome-in: unregistered seal), Health Insurance Card, Notice of Commencement of Public Assistance
	In case of death	Seal (mitome-in: unregistered seal), Insurance Card, Death Certificate receipt with the name of the person organizing the funeral
Others	When you lost the Insurance Card	Seal (mitome-in: unregistered seal), ID with photo
	Change of address, name and/or household	Seal (mitome-in: unregistered seal), Insurance Card

❖ If you do not have a seal, your signature is acceptable.

Inquiries: National Health Insurance Div. (Kokumin Kenko Hoken Ka) No.9
Tel: 072-674-7075

③ Types of the National Health Insurance benefits

Situation	Type of benefits
When you receive treatment with the National Health Insurance Card	Benefits for medical treatment ❖ Self-pay portion of medical expenses when you receive treatment for illness or injury is 30%. Those aged between 70 and 74 pay 20% or 30% of medical expenses according to their income. Children between 0 years old and before entering elementary school pay 20% of medical expenses.
When you pay medical expenses by yourself and need reimbursement	Medical Treatment Expenses (ryoyou-hi)
When you pay more than a certain amount	High-Cost Medical Expense Benefit
When you give birth	Childbirth and Childcare Lump-Sum Allowance
When an insured person dies	Funeral Expenses
When you have a full medical check-up, etc.	Medical check-up subsidy system

Inquiries: National Health Insurance Div. (Kokumin Kenko Hoken Ka) No.11

Tel: 072-674-7079

④ Late-Stage Medical Care System for the Elderly

In Japan, when people become 75 years old, their medical insurance is terminated and is automatically switched to the Late-Stage Medical Care System for the Elderly. Foreign nationals who are subject to the Basic Resident Register Law automatically join this system. An exception is made for people visiting Japan for the purpose of sightseeing, recreation, or medical activity.

Please note that a person whose period of stay was less than 3 months when he/she arrived in Japan, but who is now approved to be living in Japan for longer than 3 months, needs to enroll on the system.

Those aged between 65 and 74 are also eligible to be covered by the system if they apply and are certified as having a specified disability.

Inquiries: National Health Insurance Div. (Kokumin Kenko Hoken Ka) No.12

Tel: 072-674-7178

⑤ Nursing Care Insurance

The Nursing Care Insurance System is a social insurance system to support those who need nursing care provided by the whole of society.

Foreign nationals who are subject to the Basic Resident Register Law automatically join this system. An exception is made for people visiting Japan for the purpose of sightseeing, recreation, or medical activity.

Please note that a person whose period of stay was less than 3 months when he/she arrived in Japan, but who is now approved to be living in Japan for longer than 3 months, needs to enroll on the insurance.

To receive the service, you need to apply to the Elderly Care Division to obtain the qualification for Nursing Care. When using the service, 10%, 20% or 30% of the cost should be paid by the users.

Eligibility	Primary insured person: Those aged 65 years old and over
	Secondary insured person: Those aged between 40 and 64 who are insured by health insurance
Those who can use the service	Primary insured person: Those who are certified in need of care and support
	Secondary insured person: Those who are certified in need of care and support due to a specified disease caused by aging such as presenile dementia, vascular brain diseases and cancer (that is diagnosed as a terminal cancer by a doctor according to generally acknowledged medical knowledge)
Application for “Care required” (yokaigo) or “Support required” (yoshien)	In addition to an eligible person or his/her family, a community general support center, or an in-home care support agency can also apply.

Inquiries: Elderly Care Division (Choju Kaigo Ka) No. 7 Tel: 072-674-7167

⑥ Payment of the National Health Insurance, Late-Stage Medical Care System for the Elderly, Nursing Care Insurance premiums

Payment slips will be sent from the City Hall. Please make a payment at a bank, post office, City Hall or branch office stated at the back of the pay slip. National Health Insurance premium can be paid at a convenience store. A convenient payment method, direct debit, is also available. Please contact the Collection Team,

National Health Insurance Division for details.

Inquiries: National Health Insurance Div. (Kokumin Kenko Hoken Ka) No. 10

Tel: 072-674-7076

The National Health Insurance, Late-Stage Medical Care for the Elderly and Nursing Care Insurance are operated for the purpose of covering the cost of medical and long-term care expenses when you need nursing care and treatment for illness or injury.

If people fail to pay the insurance premiums, not only would it be unfair to others insured under the same scheme, but also the insurance system itself would collapse.

In order to maintain the health insurance system that protects your health and provides secure medical treatment and nursing care, please make sure to pay the insurance premiums before the due date.

(3) Medical Expenses Subsidy Systems

① Takatsuki City Medical Expenses Subsidy Systems

Types of systems	Inquiries
Medical Subsidy for the Medical Care for Severely Disabled People	Disabled Persons' Welfare Div. No.13 Tel: 072-674-7164
Medical Expense Subsidy for Single Parent Households	Childrearing Div. Tel: 072-674-7174
Medical Expense Subsidy for Children	

❖ Please contact the Disabled Persons' Welfare Div. (Shogai Fukushi Ka) or Childrearing Div. (Komodo Ikusei Ka) for details.

② Other Medical Expenses Subsidy Systems

Refund for Medical Expenses Occurred Abroad

You are also entitled to make a claim for medical expenses to be refunded for treatment received while abroad. You are required to submit the documents detailing the medical treatment received and the corresponding expenses with their Japanese translation. Please ask the provider of your health insurance for details.

Inquiries: National Health Insurance Div. (Kokumin Kenko Hoken Ka) No. 11

Tel: 072-674-7079

❖ Please ask the person in charge of your workplace for those with Social Health Insurance.

4. Pregnancy and Child-Rearing

(1) During Pregnancy

① Issue of the Maternal and Child Health Handbook



When pregnancy has been determined, notify the place below to receive a Maternal and Child Health Handbook (boshi-kenko-techo), a supplement booklet with vouchers for health check-ups for expectant mothers and infants, and a “Maternity Mark” (a badge to indicate that the wearer is an expectant mother).

Those who applied for the handbook in other cities before moving into Takatsuki City, please collect a supplement booklet, etc. at one of the place stated in ②.

② Where to receive a Maternal and Child Health Handbook

Child Health Center (Kodomo Hoken Center/address: 12-5, Hacchonawate-cho),
Western Regional Health Center (Seibu Chiiki Hoken Center/address 2-4-1,
Tonda-cho)

The Maternal and Child Health Handbook is available in foreign languages.

Please contact the Child Health Division for details.

③ Health checkups for expectant mothers

In Takatsuki City, 14 vouchers for health check-ups for expectant mother are provided as a part of subsidies for medical examination expenses. Regular health check-ups are very important to confirm the growth of a fetus and the mother’s health condition. Please make sure to have the health check-ups to ensure a healthy pregnancy and child birth. Also, make sure to bring your Maternal and Child Health Handbook and supplement booklet with you on the health check-ups.

Inquiries for ①–③: Child Health Div. Child Health Center (Kodomo Hoken Center) Tel: 072-648-3272

(2) After a Childbirth



① Required notification

Notification	When to notify	Necessary documents/items	Inquiries
Birth Registration	Within 14 days from the day of birth	<ul style="list-style-type: none"> • Birth Certificate* • Maternal and Child Health Handbook 	Citizen' Affairs Div. No.3 (Shimin Ka) Tel: 072-674-7056
		<p><u>Mid- to long-term residents</u> If your child is going to stay in Japan for more than 60 days, you are required to apply for the status of residence permit to the Regional Immigration Bureau within 30 days of the birth.</p> <p><u>Special permanent residents</u> Please apply for special permanent residence permit to the city hall within 60 days of the birth.</p> <p>❖ Required documents</p> <ul style="list-style-type: none"> • A proof of the report of the birth • A copy of the Resident Records (juminhyo) of the child who was born • Special Permanent Resident Certificate of either of the birth parents 	
To enroll on National Health Insurance	Within 14 days of the birth	<ul style="list-style-type: none"> • Health Insurance Card • Maternal and Child Health Handbook 	National Health Insurance Div. No.9 (Kokumin Kenko Hoken Ka) Tel: 072-674-7075
		<p>❖ For the details regarding Social Insurance, please contact your workplace.</p>	
Childbirth and Childcare Lump-Sum Allowance	Within 2 years of the birth	<ul style="list-style-type: none"> • Health Insurance Card • Original document regarding the Childbirth and Childcare Lump-Sum Allowance Direct Payment System • Bank account details of the head of the household • Seal (mitome-in: unregistered seal) of the head of the household • Receipts • Detailed statement of the delivery costs 	National Health Insurance Div. No.11 (Kokumin Kenko Hoken Ka) Tel: 072-674-7079
		<p>❖ For the details regarding Social Insurance, please ask your workplace.</p>	

Child Medical Subsidy Certificate	Within 1 month of the birth**	• Health Insurance Card	Childrearing Div. (Kodomo Ikusei Ka) Tel.072-674-7174
Child Allowance	Within 15 days of the birth	• Bank account details • Seal (mitome-in: unregistered seal) ***	Childrearing Div. (Kodomo Ikusei Ka) Tel: 072-674-7174

* Needs to be provided by a doctor or midwife.

** If you apply after one month of your child's birth, the subsidy will cover from the 1st day of the month you applied. Please make sure to apply well in advance, as the subsidy cannot be paid retroactively.

*** Please contact the Childrearing Division for details.

② Infant health check-ups

Check-up	Target Age Group
Infants General Health Check-up (Individual)	Infants under 12 months old
Infants Later-Stage General Health Check-up (Individual)	9 months–11 months old
4-month-old Infants Check-up (Group)	4 months
18-month-old Infants Check-up (Group)	19 months–1 year and 11 months old
3-year-and-6-month-old Children Check-up (Group)	3 years and 7 months–3 years and 11 months old

③ Main classes for mothers and toddlers (by appointment only)

Classes	Target Age Group
Baby food classes • Mogumogu classes • Pakupaku classes	• Mogumogu classes Parents/guardians of infants aged approx. 4 to 6 months • Pakupaku classes Parents/guardians of infants aged approx. 8 to 11 months
Kirakira Hamigaki classes (Dental classes for mother and child)	Children aged 2 years and 6 months to 2 years and 11 months old, and their parents/guardians
Rakko (a sea otter) Club (Premature baby class)	Infants aged 3 months to 1 year and 6 months who were born under 2,000g
Niko Niko Club (Multiple-birth infant class)	Multiple-birth infants aged 6 months to approx. 2 years and their parents

- ❖ The Child Health Division provides not only ② and ③ mentioned above, but also infant consultation at public halls, etc. Please contact the Child Health Division for details. See p30.

Konnichiwa Akachan Project

(Hello Babies Project)

In order to support the child's healthy growth and parenting, nursery staff will visit households with infants up to 4 months old after the submission of a birth certificate. Please feel free to consult our staff regarding your baby and parenting, as we will maintain confidentiality.

- ❖ Eligible parents/guardians will be contacted in advance.

Inquiries: 3F, Child Care Support Center
(Kosodate Sogo Shien Center)
Child and Family Consultation Office
(Jido Katei Sodan Jimusho) Tel: 072-686-5431



(3) Immunization

Several months after birth, the babies' immunity and resistance against disease will start to drop. Due to this fact, it is highly recommended that babies receive vaccinations in order to strengthen their own natural immunity to prevent them from becoming ill. There are a number of diseases that can cause serious symptoms and after-effects, and are potentially life threatening. To help protect your baby from illnesses, check types and contents of vaccines for your baby to receive them.

Vaccination Coupons

The vaccination coupons will be sent to you about two months after the birth of your child. If you do not have the coupons provided by Takatsuki City due to relocation, etc., the coupons can be collected at the Child Health Center, Western Regional Health Center, Childrearing Division and branch offices.

Inquiries: Child Health Div. (Kodomo Hoken Ka) See P30.

(4) Consultation and Support for Child-Rearing

① Child Care Support Center

Takatsuki Municipal Child Care Support Center, Kangaroo no Mori (Kangaroos' forest), is a facility with comprehensive functions regarding child-rearing, where

parents, their children and those who help child-rearing get together to have an enjoyable time and learn various things.

Opening days	Mon.–Sat. Closed on Sundays, public holidays, year-end and New Year’s holiday
Opening hours	9:00–19:00 Play room is open between 10:00 and 17:00
Fees	Free
Access	<ul style="list-style-type: none"> ▪ 5-minute walk from Hankyu Takatsuki-shi Station ▪ 5-minute walk from JR Takatsuki Station ❖ There is no car parking available at the Center. Please use public transportation to be environmentally friendly.

Inquiries: Child Care Support Center (Kosodate Sogo Shien Center)

6-30, Kitasono-machi, Takatsuki City Tel: 072-686-3030

② Family Support Center

This is a membership organization where those who would like to receive child care support and those who would like to provide child care support become members to support each other.

Inquiries: In the Child Care Support Center (Kosodate Sogo Shien Center)

Takatsuki City Family Support Center Tel: 072-686-3337

③ Child and Family Consultation

A consultation service is offered for those who have children aged between 0 and 18, regarding issues such as anxiety and stress arising from child-rearing, parent-child relationship, child’s character and behavioral problems.

Inquiries: At the 3rd Floor, Child Care Support Center (Kosodate Sogo Shien Center)

Child and Family Consultation Office (Jido Katei Sodan Jimusho)

Tel: 072-686-5431

④ List of other consultation services

Name	Details	Days & Hours	Contacts
Consultation on support for single-parent families to be self-reliant (Booking by phone is required)	Issues regarding daily life of a single-parent household	Mon.–Fri. 9:00–17:15	Childrearing Div. Tel: 072-674-7832

Name	Details	Days & Hours	Contacts
Face-to-face consultation on education (Booking by phone is required)	Issues regarding child-rearing, education, children's mind, language development, etc.	Mon.–Fri. 10:00–17:00	Education Center (3F, Jonai Public Hall) Tel: 072-675-0398
Face-to-face Consultation on child-rearing	Issues regarding infants' growth, development, child-rearing, nutrition. Face-to face, telephone or home visit.	Mon.–Fri. 8:45–17:15	Child Health Div. Child Health Center Tel: 072-648-3272
Consultation on pregnancy, childbirth and child-rearing	Consultation on the period between pregnancy and child-rearing	Mon.–Fri. 8:45–17:15	Child Health Div. Child Health Center Tel: 072-648-3272
Consultation on child and family	Various issues and daily life regarding children such as child-rearing, bullying and truancy Face-to-face, telephone, home visits	Mon.–Fri. 9:00–17:45	Osaka Prefecture Suita Child and Family Center (Osaka-fu Suita Kodomo Katei Center) Tel: 06-6389-3526

⑤ Other support

Takatsuki City holds enjoyable events and lectures regarding child-rearing, so that preschool children and parents can have a friendly interaction with each other. The city also holds consultations regarding child-rearing.

❖ Please contact the Child Care Support Center for details. See p33 (4)①.

Let us know as soon as possible when you discover child abuse!		
Child Care Support Center (Takatsuki City Child Abuse Prevention Council)	Mon.–Fri. 9:00–17:15	Tel: 072-686-5363
Osaka Prefecture Suita Child and Family Center	Mon.–Fri. 9:00–17:45	Tel: 06-6389-3526
	Weekdays 17:45–9:00 (the following day) All day on Sat. San. and public holidays	Tel: 072-295-8737
Consultaion office for children Child Abuse Hotline (Ministry of Health, Labor and Welfare)	24 hours	Tel: 189
❖ If you cannot speak Japanese well enough, ask someone nearby who can speak Japanese to speak on behalf of you.		

(5) Nursery Schools, Kindergartens, Nintei Kodomoen

(Integrated Centers for Early Childhood Education and Care), etc.



① Comparative chart of Nurseries, Kindergartens, Nintei Kodomoen and Regional Childcare Services

	Daycare is not required			
	Kindergarten		Nintei Kodomoen (Integrated Centers for Early Childhood Education and Care) (For those who wish the approval of educational standard hours)	
	Private	Public	Public	Private
Eligibility	Children aged 3 to 5 years (Some kindergartens conduct Man-sansaiji- hoiku: childcare for children who have just reached 3 years old.)	Children aged 4 and 5 years	Children aged 3 to 5 years	Children aged 3 to 5 years
	No school district: Children can attend any kindergarten out of the city.	No school district: Children can attend any kindergarten within the city.		No school district: Children can attend any Nintei Kodomoen in and out of the city.
Fees	Please ask each kindergarten. (Up to 25,700 yen per month including childcare fee and admission fee can be discounted)	Free		
Childcare hours	Please ask each kindergarten.	Mon., Tue., Thu., Fri. 9:00–14:00 Wed. 9:00–11:30		Please ask each institution.
Lunch	School lunch / Packed lunch	Packed lunch	School lunch	School lunch / Packed lunch
Application	Please ask each kindergarten.	Application form distribution : From Sep. 1 Submission: Please contact below.		Please ask each institution.
Decision		In case of many applicants, the decision will be made by drawing lots.		
Inquires	Each kindergarten	Nursery and Kindergarten Div. (Hoiku Yochien Jigyo Ka) Tel: 072-674-7692		Each institution

	Daycare is required		
	Nursery school	Nintei Kodomoen (Integrated Centers for Early Childhood Education and Care) (For those who wish the approval of daycare hours)	Regional Childcare Services
Eligibility	Infants/children from 57 days old to pre-school who require childcare due to their parents' work or illness. ❖ Eligible age varies between services and institutions.		
Fees	Children aged 3 to 5 years: Free Infants aged 0 to 2 years: Fees vary depending on infants' age and their guardians' income-base levy for municipal tax.		
Childcare hours	Please ask each institution.		
Lunch	School lunch		
Application	Please contact below.		
Decision	After the selection process, successful candidates will be informed in writing.		
Inquires	Nursery and Kindergarten Div. (Hoiku Yochien Jigyo Ka) Tel: 072-674-7692		


(6) Elementary / Junior High School

① Education system

Six years in elementary school and three years in junior high school are compulsory in Japan. It is not mandatory for non-Japanese children to attend school.

However, if you wish, your children can enter a school. The school year begins in April and runs until the following March. The area in which you live determines which school your child will enter.

Inquiries: Education Guidance Div. (Kyoiku Shido Ka), Education Board (Kyoiku Iinkai) Tel: 072-674-7637



	Elementary school	Junior High School
Period	6 years	3 years
When to enter the school	April when the child turns 6 years old	April when the child turns 12 years old

Tuition, textbook fees	Free of charge ❖ Fees for sub-texts, school excursions school lunches, etc. are to be paid separately.
Normal class hours	Weekdays 8:30–15:30 ❖ The time may vary according to the school, grade and day.
Holidays	Saturdays, Sundays and public holidays
Long holidays	Summer holidays: approx. 5 weeks Winter/Spring holidays: approx. 2 weeks

❖ Please contact each school regarding national or private elementary and junior high schools.

② Enrollment



Around October, information on school entrance will be sent to the residents who registered residency in Takatsuki City and whose child has reached the school age. If you wish your child to attend school, please go through the application process. After the application, you will be notified by post (e.g. a notification of entrance) in early January.

❖ People who have moved into the city from outside and wish to enter a municipal elementary school should go through the application procedures at the Education Guidance Division, Education Board. Please bring your Resident Card, etc. with you.

Inquiries: Education Guidance Div. (Kyoiku Shido Ka), Education Board (Kyoiku Iinkai) Tel: 072-674-7637

③ Changing school

If you move within or outside of Takatsuki City, you should go through the procedures at the Education Guidance Division, Education Board at the City Hall. For the procedures to enter a new school in another city, you need to submit a Student Registration Certificate and Textbook Supply Certificate issued in Takatsuki City.

Inquiries: Education Guidance Div. (Kyoiku Shido Ka), Education Board (Kyoiku Iinkai) Tel: 072-674-7637

④ School Expense Subsidies

Financial aid for school supplies, school lunch, school trips and medical expenses is offered to the guardians of the children attending elementary or junior high school.

- ❖ Illnesses eligible for medical expenses subsidy are limited. There are also some income restrictions to receive School Expense Subsidies.

Inquiries: Health and School Lunch Div. (Hoken Kyushoku Ka), Education Board
(Kyoiku Inikai) Tel: 072-674-7608

⑤ Support Services for Foreign Children

For children who are attending elementary and junior high school and cannot fully understand Japanese or speak fluently, the City offers support such as teaching in their native language. Please contact each elementary or junior school, or the Education Guidance Division, Education Board for details.

Inquiries: Education Guidance Div. (Kyoiku Shido Ka), Education Board (Kyoiku Inikai) Tel: 072-674-7631

⑥ After School Childcare Program (Gakudo Hoikushitsu)

Eligibility	For children from grade 1 to 3 of elementary school whose guardians are not at home after school due to work or illness. ❖ Children up to grade 6 with a disability are eligible as long as they fulfill certain criteria.	
Opening period	Apr. 1–Mar. 31 Closed on Sundays, public holidays, Mar. 31, Dec. 29–Jan. 3	
Opening hours	Mon.–Fri.	13:30–18:00 (Extended daycare: 18:00–19:00)
	Sat.	8:30–17:00
	Spring holiday, Summer holiday, Winter holiday, School Anniversary	8:30–18:00 (Extended daycare: 18:00–19:00) ❖ Saturdays: 8:30–17:00
Fees	6,500 yen per month Extended childcare fee: 1,500 yen per month	

- ❖ Please contact the After School Care Team, Childrearing Div. for details.

Inquiries: After School Care Team (Gakudo Hoiku Team), Childrearing Div.
(Kodomo Ikusei Ka) Tel:072-674-7656

5. Daily life and Housing

(1) Renting a home

① Public rental housing

Public rental housing (koteki chintai jyutaku) is provided by the state, prefecture, city, etc. with relatively low rent for lower and middle income groups having difficulty finding a place to live. In most application processes, especially municipal and prefectural housing, decisions are made by drawing by lots due to the high number of applicants. Please make sure to check the application period, which housing you are applying for, eligibility and income restriction for each housing type beforehand.

Types of housing	Inquiries
Takatsuki Municipal Housing ❖ Rental housing managed by Takatsuki City for lower income groups	Housing Div. (Jutaku Ka) Tel:072-674-7525
Osaka Prefectural Housing ❖ Rental housing managed by Osaka Prefecture for lower income groups	Takatsuki Management Center (Takatsuki Kanri Center) Mon.–Sat. 9:00–17:45 (Closed on Sundays, public holidays, year-end and New Year’s holiday) URL https://www.osakafueijutaku.jp/index.php Tel: 072-685-1092
Osaka Prefectural Public Corporation Rental Housing ❖ Rental housing managed by Osaka Prefectural Housing Corporation for middle income groups	Osaka Prefectural Housing Corporation Offering Group (Boshu Group), Prefectural Housing Management Div. (Jutaku Keiei Ka) 9:00–20:00 (Closed on year-end and New Year’s holiday) URL https://www.osaka-kousha.or.jp/ Tel: 06-6203-5454
UR Rental Housing ❖ Rental housing managed by Urban Renaissance Agency for middle income groups	UR Takatsuki Sales Center (UR Takatsuki Eigyo Center) 10:00–19:00 (Closed on Wednesdays, year-end and New Year’s holiday) URL https://www.ur-net.go.jp/chintai/ Tel: 072-686-5533

② Private rental housing

When you look for a private rented home, you should make clear the conditions such as rent, deposit, the size of the house you require in advance. When you find a place that you would like to rent, pay a commission to your real estate agent and exchange a lease

contract. There is a unique system in Japan for lease contract such as *shiki-kin* (refundable deposit) and *rei-kin* (non-refundable gratuity fee). Please read and understand the contents of the contract carefully before you sign.

③ Information on support for foreigners to find a home

1) Osaka Anshin Sumai Suishin Kyogikai (Osaka Secure Home Promotion Council)

▪ Osaka Safe & Secure Rental Housing Registration System

(Osaka Anzen Anshin Chintai Jutau Toroku Seido)

Safe & Secure Rental Housing Searching System

(Anzen Anshin Chintai Kensaku System)

The website is operated by Osaka Prefecture and the Council. It provides information such as rental property available for foreigners and the elderly, real estate agents, organizations offering support to find housing and consultation service counters. Please visit the following website for details.

URL <http://sumai.osaka-anshin.com/>

2) Japan Educational Exchange and Service (Public Interested Incorporated Foundation)

▪ Comprehensive Renters Insurance for Foreign Students Studying in Japan

This is an insurance system for international students in case of an incident or trouble with rented housing and daily life.

URL <http://www.jees.or.jp/crifs/>

Inquiries: Each school

❖ This system is eligible for international students enrolled on the affiliated schools of the Comprehensive Renters Insurance for Foreign Students Studying in Japan

(2) Employment

① Looking for a job

Hello Work

When you look for a job, you can seek advice at a Public Employment Security Office “Hello Work” (national organization) free of charge.

If you need an interpreter, English, Chinese, Spanish, Portuguese, Vietnamese and Nepali interpreters are available at the Osaka Employment Service Center for Foreigners. You can use this service as long as you have a status of residence which allows you to work in Japan.

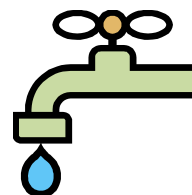
Work Support Takatsuki (Takatsuki Area Employment Consulting Room)
 Takatsuki City General Civic Exchange Center: 5F, Cross Pal Takatsuki
 Tel: 072-684-1112 Fax: 072-684-0066 Mon.–Sat. 10:00–18:00

❖ Takatsuki City and Hello Work Ibaraki jointly operate Work Support Takatsuki. Like Hello Work Ibaraki, it offers a consultation service and employment introductions. Closed on Sundays, public holidays, year-end and New Year's holiday.

② Organizations related to employment service

Name	Contact
Hello Work Ibaraki (Ibaraki Employment Security Office)	1-12, higashichujo-cho, Ibaraki City Tel: 072-623-2551 Fax: 072-623-2896 Mon.–Fri. 8:30–17:15 ❖ Closed on Saturdays, Sundays, public holidays, year-end and New Year's holiday
Osaka Employment Service Center for Foreigners ❖ Consultation service and employment introduction for international students and other foreigners	16F, Hankyu Grand Building, 8-47, Kakuda-cho, Kita-ku, Osaka City Tel: 06-7709-9465 Fax: 06-7709-9468 URL https://jsite.mhlw.go.jp/osaka-foreigner/
Hello Work Internet Service	URL https://www.hellowork.mhlw.go.jp

(3) Water Supply and Sewage



① When you start and cancel water service

Please notify Customer Service Center, Water Charge Division, Takatsuki City Water Service Department in advance.

❖ If you do not notify us when you stop using water service, the charge will be imposed even if you do not use any water; therefore, please make sure to notify us. Notification can also be made online.

Inquiries:

Customer Service Center, Water Charge Division (Ryokin Ka),
Water Service Department (Suido Bu) Tel: 072-674-7890
Holidays and nighttime Tel: 072-674-7911

② Payment

The Water Service Department calculates the water bill based on the volume of water consumption, reading a meter (a machine to check how much water was used) once every two months. You need to pay for the amount of water that you used. A payment slip will be sent to you. Please make a payment with the slip at a bank or convenience store. Usage fees of sewage lines are also charged for those using sewage lines.

Inquires:

Water service: Customer Service Center, Water Charge Div. (Ryokin Ka),
Water Service Dept. (Suido Bu) Tel: 072-674-7890
Sewage: General Affairs Team (Somu Team), Sewage and River Policy Div. (Gesui Kasen Kikaku Ka) Tel: 072-674-7444

③ When you have trouble with water/sewage

Situation	Contact
Repair for indoor water leakage (Charge will be incurred.)	Designated water-work contractor, or Standby indoor repair contractor Weekday nighttime, Saturdays, Sundays, public holidays, year-end and New Year's holiday Tel: 072-674-6663
When water looks cloudy	Pipeline Maintenance Div. (Kanro Seibi Ka) Tel: 072-674-7922
Clogging/smell of sewage	Sewage and River Works Div. (Gesui Kasen Jigyo Ka) Tel: 072-674-7492

(4) Garbage / Human Waste

① How to dispose of garbage

Household garbage is mainly divided into four categories: Burnable, Non-Burnable, Oversized Burnable and Recyclable Garbage. The garbage is collected according to those four categories.

Please leave your garbage at your collection point between dawn and 8 a.m. on the collection day, according to the rules.

Category	Collection day	How to divide and dispose your garbage	
Burnable Garbage	Twice a week	❖ Please use transparent plastic bags to be able to see inside. Examples: kitchen waste, unrecyclable paper, socks, pantyhose, food trays, small plastic products/containers, diapers, etc.	
Non-Burnable Garbage	Once a month	Non-Burnable Garbage that is not subject to the Home Appliance Recycling Law Examples: radios, irons, bicycles, sofa/mattress with springs, glass tableware, fluorescent lights, light bulbs, chinaware, cylinder-shaped batteries, knives, razors, disposable pocket warmers, etc. ❖ Please stick a piece of paper written “きけん” (danger in Japanese) to indicate disposal of broken glass tableware and edged tools such as knives. ❖ Please stick a piece of paper written “ごみ” (waste in Japanese) to indicate disposal of a bicycle.	
Oversized Burnable Garbage	Once a month	Please fold and tie up items with string, if possible. Examples: wooden dressers/cupboards, plastic clothes cases, plastic buckets, styrofoam containers, tatami mats cut into a quarter or smaller, futons, rugs, carpets, blankets, curtains, tree branches cut 50cm or shorter and tied with string, grass/leaves (up to 5 bags), etc.	
Recyclable Garbage	Twice a month	Used paper	• Used paper newspapers, cardboard, magazines, flyers, dictionaries, etc. • Milk cartons Drink packs without aluminum coating

			<ul style="list-style-type: none"> • Waste paper wrapping paper, paper bags, paper boxes, envelopes, toilet paper's core ❖ Rinse milk cartons before disposal. ❖ Bind the waste with string or put in transparent plastic bags for disposal. ❖ If it is raining on the collection day, please dispose of items on the following collection day or put them in transparent plastic bags not to get wet.
		Old clothes	<ul style="list-style-type: none"> • Shirts, pants, skirts, towels, etc. ❖ Bind the waste with string or put in transparent plastic bags for disposal. ❖ If it is raining on the collection day, please dispose of items on the following collection day or put them in transparent plastic bags not to get wet.
		Metals	<ul style="list-style-type: none"> • Empty cans aluminum cans, steel cans, cans with sides less than 30cm, etc. • Spray cans butane gas cartridges, spray cans, etc. • Metal kitchen goods kettles, pots, frying pans, spoons, forks, bowls, etc. ❖ Put all metals, PET bottles, glass bottles/jars in the same transparent plastic bag for disposal. ❖ Rinse all items except spray cans for disposal. ❖ For spray cans, use up all contents

			<p>and remove the gas completely where there is no source of fire. (To empty gas, use an attached cap or contact the Customer Service, etc.)</p> <ul style="list-style-type: none"> ❖ Dispose of enameled goods as Non-Burnable Garbage.
		PET bottles	<p>Soft drink bottles labeled “PET”, plastic bottles for soy sauce and alcohol drinks, etc.</p> <ul style="list-style-type: none"> ❖ Put all metals, PET bottles, glass bottles/jars in the same transparent plastic bag for disposal. ❖ Remove caps and labels, and rinse all items for disposal.
		Glass bottles/jars	<ul style="list-style-type: none"> ▪ Glass bottles for beverages, seasonings, alcoholic beverages, nutritional supplement/energy drinks, cosmetics, etc. ❖ Put all metals, PET bottles, glass bottles/jars in the same transparent plastic bag for disposal. ❖ Remove caps and labels, and rinse all items for disposal. ❖ Dispose of broken bottles on a non-burnable collection day.

ATTENTION!

- Please note that collection time for Recyclable Garbage may vary because different collection cars are used according to the type of Recyclable Garbage.
- Please also use collection boxes placed at supermarkets for milk carton, food tray and PET bottle collection.

② Items which cannot be collected by Takatsuki City

The following items cannot be collected for disposal. Please contact a waste-collection operator or the retailer from which you purchased the item.

- Waste generated by shops and firms
- Waste that Takatsuki City is not liable for disposal
Waste that was not generated in Takatsuki City: industrial waste such as construction waste
- Items that cannot be disposed as waste:
Cars, motorcycles (including tires and parts), batteries, fire extinguishers, pianos, NiCad batteries, personal computers, and items that are subject to the Home Appliance Recycling Law
- Items that are difficult to collect and dispose of:
Oil-based products (thinner, gasoline), paints, chemicals, pesticides, medical equipment (syringes, needles, etc.) fire proof safes, gas cylinders, agricultural equipment, oil drums, garden stones, Buddhist altars, etc.

③ Items that can be collected by application

One-off large amounts of household garbage due to moving home, etc. can be collected by the city for a fee by application. Please contact the Cleaning Affairs Division for details.

Inquiries for ①–③

Cleaning Affairs Div. (Seiso Gyomu Ka)

3-8-1, Maeshima, Takatsuki City Tel: 072-669-1153

Caution!

Items that are subject to the Home Appliance Recycling Law cannot be collected like other ordinary garbage. Please select one of the following options to dispose of such items: ① ask the retailer from which the item was purchased; ② if you replace it with new item, ask the retailer from which you buy a new one; ③ ask the nearest large electronic store; ④ take the item with you to the designated collection point; or ⑤ ask the Cleaning Affairs Division to take the item to the designated collection point.

Appliances subject to the Act: air conditioners, TVs, refrigerators, freezers, washing machines, clothes dryers

④ When dogs, cats, etc. die

Disposal of animal bodies (dogs, cats, etc.) requires fees. Fees depend on process method. Disposal by ordinary incinerator costs 1,040 yen per body with collection arranged with the Cleaning Affairs Division, and 520 yen per body, if a resident of the city brings the body to the Energy Center him/herself. Disposal by a pet

incinerator costs 2,610 yen with collection arranged with the Cleaning Affairs Division, and 2,090 yen, if a resident of the city brings the body to the Energy Center him/herself. If you wish to have the ashes back after the cremation by a pet incinerator, it costs 10,470 yen per body. This option is only available when a resident of the city brings the body to the Energy Center. Dead animal bodies without owners will be collected by the city for free.

Inquiries for ④: Cleaning Affairs Div. (Seiso Gyomu Ka) Tel: 072-669-1153
 Energy Center (Pet Counter) Tel: 072-669-4194
 3-8-1, Maeshima, Takatsuki City

⑤ Human waste collection

1) Collection

When you move home and apply for the disposal of human waste, the City conducts regional regular collections once every two weeks. If you need a temporary collection, please apply a few days in advance.

Inquiries: Regional regular collection: Charge Team (Ryokin Team), Resource Recycling Promotion Div. (Shigen Junkan Suishin Ka)
 Tel: 072-674-7193
 Temporary collection: Cleaning Affairs Div. (Seiso Gyomu Ka)
 Tel: 072-669-1163

2) Cancellation

Please notify us for cancellation when you no longer need the collection due to moving home or changing to a flush toilet.

Inquiries: Regional regular collection: Charge Team (Ryokin Team), Resource Recycling Promotion Div. (Shigen Junkan Suishin Ka)
 Tel: 072-674-7193

(5) Marriage / Divorce

① Report of marriage

Please submit a notification of marriage at the City Hall. Foreign nationals need to meet all of the criteria of the law of their country to get married. Please consult the Family Register Team, Citizens' Affairs Division in advance.

Necessary documents/items	Where to obtain
Marriage notification form	City Hall, branch offices
A copy of Family Register (Japanese citizens only)	Municipal office in the municipality of your place of domicile

A certificate of marriage eligibility (foreign nationals only/Japanese translation is required)	Embassy or consulate of your country
Resident Card, etc. (Foreign nationals only)	(Cards for the mid- to long-term residents)
Passport (Foreign nationals only)	(Your passport)

- If you change address, name, common name, etc. due to marriage, please report to the Resident Registration Counter. In that case, a postscript on your Individual Number Card is also required. See p15.
- If both of you are foreign nationals, please contact the embassy or consulate of your country to go through the procedure.
- Procedures at the Regional Immigration Bureau vary according to the circumstance. Please consult the Immigration Information Center.
Tel: 0570-013904 See p16.
- Health insurance, tax, pension, etc. may be subject to change. Please consult the relevant counters or divisions.

② Report of divorce

When a couple agrees to divorce, they must submit a notification of divorce. The divorce is finalized upon receipt of the divorce notification by the City Hall.

- If you change address, name, common name, etc. due to divorce, please report to the Resident Registration Counter. In that case, a postscript on your Individual Number Card is also required. See p15.
- If both of you are foreign nationals, divorce procedures may vary from country to country. Please contact the embassy or consulate of your country to go through the procedure.
- Procedures at a Regional Immigration Bureau vary according to the circumstance. Please consult the Immigration Information Center.
Tel: 0570-013904 See p16.
Please note that unless you change your status of residence, you may not be able to continue staying in Japan.
- Health insurance, tax, pension, etc. may be subject to change. Please consult the relevant counters or divisions.

Inquiries for ①②:

Notifying Family Register: Family Register Team (Koseki Team), Citizens' Affairs Div. (Shimin Ka) Counter No.3 Tel: 072-674-7056

Notifying Resident Registration: Resident Registration Team (Jumin Kiroku Team), Citizens' Affairs Div. (Shimin Ka) Counter No. 4 Tel: 072-674-7064

(6) Death

① Notification of death

According to the Japanese law, when a foreign citizen dies in Japan, it is necessary to notify the City Hall within 7 days from the day on which the fact of the death is known.

Procedure	When to notify	Necessary documents/items	Where to notify
Notification of death	Within 7 days	<ul style="list-style-type: none"> • Death Notification Form • Death Certificate* 	Citizens' affairs Div. No.3 Tel.072-674-7056
		Please return the Resident Card, etc. to a Regional Immigration Bureau within 14 days of the death.	
Withdrawal from National Health Insurance	Within 14 days	<ul style="list-style-type: none"> • Health Insurance Card 	National Health Insurance Div. No.9 Tel: 072-674-7075
		❖ For those who join Employee's Health Insurance, please ask the relevant section of the company.	
Application for Funeral Allowance	Within 2 years	<ul style="list-style-type: none"> • The receipts, etc. in which the person who organized the funeral can be confirmed. • The seal of the person who organized the funeral. • Bank account details 	National Health Insurance Div. No.11 Tel: 072-674-7079
		❖ For those who join Employee's Health Insurance, please ask the relevant section of the company.	

*A death certificate or autopsy report confirmed by a physician is required.

② Application for Municipal Funeral

Applications for Municipal Funerals can be made between 8:45–17:15 on weekdays at the Funeral Service Division, and at nighttime, Saturday and Sunday at the Day and Night Duty Room (shuku-nicchoku-shitsu) in the basement of the City Hall main building. A Death Certificate is required for the application.

Inquiries: Funeral Service Div. (Sai En Ka) Tel: 072-674-7199

③ Interment

As a general rule, the deceased's body should be cremated in Japan. However, if you need an interment instead of a cremation due to the religion and custom of the deceased, finding a cemetery or transferring the body to the country of the deceased, please seek advice from the embassy or consulate of the deceased person's country.

6. Tax and Pension

(1) Tax

① Types of Tax in Japan

Like Japanese, foreign residents have a duty to pay tax. There are mainly two types of taxes: national tax that is paid to the state, and municipal tax that is paid to municipalities or prefectures.

Inquiries regarding national tax:

Income tax, inheritance tax, consumer tax, etc.

Ibaraki Tax office

1-9-21, Kami-chujo, Ibaraki City Tel: 072-623-1131

URL <http://www.nta.go.jp/taxanswer/english/gaikoku.htm> (in English)

Inquiries regarding Prefectural Tax:

Vehicle tax, etc.

Mishima Prefectural Tax Office

1-3-43, Nakahozumi, Ibaraki City Tel: 072-627-1121

② Main City Taxes and filing date, etc.

Tax	Tax payer	Filing dates	Payment terms	Inquiries
Municipal Tax For individuals	Those who reside in Takatsuki City as of January 1. The tax is levied based on the income of the previous year.	Feb. 16–Mar. 15	① June 1–30 ② Aug.1–31 ③ Oct.1–31 (The following year) ④ Jan.1–31	City Tax Div. Tel: 072-674-7132
		❖ You do not need to declare if the following applies to you: your employer has submitted a Notification of Salary Payment or you have filed a tax return to the tax office.		

Tax	Tax payer	Filing dates	Payment terms	Inquiries
Property Tax	Those who own land, housing and/or depreciable assets as of January 1 of the tax year.	Until January 31 for depreciable assets only. ❖ At the Tax Administration Div.	① May.1-31 ② Jul.1-31 ③ Sep.1-30 ④ Dec.1-25	Regarding lands/ Houses: Property Tax Div. Tel: 072-674-7143
Urban Planning Tax	Those who own land and/or housing in the urbanization area as of January 1 of the tax year.			Regarding depreciable assets: Tax Administration Div. Tel: 072-674-7144
Light Vehicle Tax	Those who own a motorized bicycle, light vehicle, small-sized special motor vehicle or two-wheeled small vehicle.	Those who buy, move in or change of owner of the vehicle stated on the left must report within 15 days. ❖ Within 30 days for cancellation	May	Tax Administration Div. Tel: 072-674-7134

③ Issue of Tax Certificates

You need to present proof of identity such as a Resident Card, etc. when you apply for a Tax Certification. If someone else applies for your certificate, a letter of proxy and identification of the person making the application are required.

Inquiries: Tax Administration Div. (Zeisei Ka) Tel: 072-674-7824

④ How to pay tax

The City Office sends you a payment slip. Payment should be made by yourself at a bank, post office, convenience store, the City Hall or branch offices stated on the back of the payment slip. If the payment is overdue, a delinquent charge will be added. Direct debit is available for your convenience. If you have difficulty in paying the tax by the deadlines, please consult the Tax Collection Division.

Inquiries: Tax Collection Div. (Shuno Ka) Tel: 072-674-7152

(2) Pension

① Pension in Japan

Everyone aged 20 to 59 including foreign residents must enroll on a pension plan and pay pension premiums. For foreign residents, Social Pension and National Pension are available.

Social Pension	Types of pension	National Pension
Employees at companies, etc.	Eligible people	Those who do not work at companies or who are not covered by a Social Pension plan
Your workplace ❖ Please ask your workplace for details.	Inquiries	Municipal offices of the place where you live

② National Pension

Those aged between 20 and 59 who are not covered by a Social Pension plan must enroll on the National Pension plan.

However, those staying in Japan with a status of residence which is either Designated Activities “medical stay” or “long stay for sightseeing and recreation” are exempt from the National Pension plan (tekiyo-joyogai) Those who fall under the criteria need to go through the procedure to be exempt.

Type of procedure	Necessary documents	National Pension Premium
To enroll	Pension handbook (or Notification of National Basic Pension Number) Resident Card, etc.	16,610 yen per month (premium from April 2021 to March 2022) ❖ The amount of premium changes every year.
To be exempt	Pension handbook (or Notification of National Basic Pension Number), Resident Card, a copy of the Certificate of Designation attached to your passport	

③ How to pay National Pension premium

The pension office will send you a payment slip. Payment should be made by yourself at a bank, post office or convenience store with the payment slip. Direct debit is also available with a procedure at a financial institute such as a bank. Payment by credit card is also available (an application form for payment by credit card can be obtained at the City Hall).

If you have difficulty paying the premiums, you may be eligible to be exempt from the premium payment. Please consult the National Pension of the Citizens' Affairs Division.

④ When you receive your pension

Situation	Types of benefits
When you become disabled due to illness or injury	Basic Disability Pension
When the insured person dies	Survivor's Basic Pension, Lump-Sum Death Benefit
When you become 65 years old	Old-Age Basic Pension
When you cannot receive Old-Age Basic Pension because you paid the premiums only for a short period	Lump-Sum Withdrawal Payment

⑤ Lump-Sum Withdrawal Payment

Foreign residents who paid the National Insurance premiums for more than 6 months in total, have not reached the qualified period and left Japan can claim the lump-sum withdrawal payment within two years of leaving Japan. The amount of the Lump-Sum Withdrawal Payment depends on how many months the premiums were paid. Please consult the nearest pension office if you were enrolled on the Social Pension.

Inquiries for ①–⑤:

National Pension Team (Kokumin Nenkin Team), Citizens' Affairs Div. (Shimin Ka)
No.1 Counter Tel: 072-674-7073

Suita Pension Office 2-1-18, Katayama-cho, Suita-shi Tel: 06-6821-2401

7. Health / Welfare

(1) To stay healthy

Takatsuki City helps everyone stay healthy by offering various health check-ups for adults, health education and consultation.

Inquiries: Health Promotion Div. (Kenko Zukuri Suishin Ka)
Tel:072-674-8800

Main services
Health notebook
Health examinations
National Health Insurance specific medical check-ups and health guidance
Cancer screening
Dental health check-ups
Health consultations
Home visit guidance
On-site lectures
Exercise classes
Nutrition classes
Nutrition consultations

(2) Welfare

① Welfare for elderly people

Takatsuki City provides various services for elderly people to live with peace of mind. The city also offers services to support elderly people to participate in society.

Services for elderly people to live with peace of mind
Rental service of Emergency Call Unit
Distribution of Emergency Medical Information Kit
Livelihood Support Project
Elderly People Area Support Project

Services to promote motivation in life and participation in society
Conducting various Care Prevention Classes
Free/discounted City Bus tickets for elderly people
Elderly people cultural work exhibition
Support activities of elderly people's clubs

Inquiries: Elderly Care Div. (Choju Kaigo Ka) Tel: 072-674-7166

② Welfare facilities for elderly people

1) Welfare center for elderly people

Residents 60 years old and over in Takatsuki City can use any of the five welfare centers located within the city. These are places for relaxation and to enhance friendships, along with places to play traditional Japanese games such as *shogi* and *go* as well as karaoke and various classes.

Inquiries: Elderly Care Div. (Choju Kaigo Ka) Tel: 072-674-7166

2) Community Comprehensive Support Centers

The centers serve as comprehensive consultation counters regarding welfare service and Nursing Care Insurance, etc. and offer a comprehensive consultation service regarding in-home care and elder abuse, etc. for citizens aged around 65 and over and their families. The centers also provide support for the use of various services.

Inquiries: Welfare Advice and Support Div. (Fukushi Sodan Shien Ka)

Tel: 072-674-7171 Fax: 072-674-5135

③ Welfare for disabled people

1) Physical Disability Certificate

Issued for those who have a physical disability to facilitate access to various support services and consultations.

2) Intellectual Disability Certificate

Issued for those who have an intellectual disability and their family to provide consistent guidance and consultation, and to facilitate access to various support services, etc.

3) Mental Disability Certificate

Issued for those who have a mental disability to promote social rehabilitation, self-reliance and social participation, and facilitate access to various support services, etc.

Please contact the Disabled Persons' Welfare Div. regarding services for those who have a disability such as home care workers and care assistants.

Inquiries: Disabled Persons' Welfare Div. (Shogai Fukushi Ka)

Tel: 072-674-7164 Fax: 072-674-7188

④ Yu-Ai Center (Welfare Center for Disabled People)

This center provides a consultation service for disabled people and serves as a hub for welfare activities for disabled people such as functional/social rehabilitation and creative culture classes.

Opening days	<p>Mon.–Sat. 1st and 3rd Sundays of the month</p> <p>❖ Closed on Sundays (except for the 1st and 3rd Sundays of the month), public holidays, year-end and New Year’s holiday</p>
--------------	--

❖ Please contact below for details such as opening hours.

Inquiries: Yu-Ai Center (Welfare Center for Disabled People)

1-11, Jonai-cho, Takatsuki City Tel: 072-672-0267 Fax: 072-661-3508

⑤ Kurashigoto (daily life issues) Center

This center provides a consultation service for those who have difficulty in living due to issues such as work, health and household finances. Support for solutions will be provided with the cooperation of related organizations.

Inquiries: Kurashigoto Center, Welfare Advice and Support Div.

(Fukushi Sodan Shien Ka) Tel: 072-674-7767 Fax: 072-674-7721

8. Transportation



(1) Takatsuki City Bus

① How to ride / get off the bus

Please enter the bus from the back door, and get off at the front door. Next bus stops will be displayed and announced. To indicate your intention to get off the bus, press the nearest button. Please stay where you are until the bus completely stops and the front door is opened. Insert your fare into the fare box when you get off.

② Bus fare

For single-fare routes, 220 yen for adults and 110 yen for children*. For distance-scale-fare routes, fares depend on the distance that you travel. You can pay in cash, prepaid card etc. If you do not have small change to pay a fare, please use the money changer installed in the bus.

*Children: 6 years old to under 12 years old.

③ On the Bus

Please sit down on an available seat or hold on tight to a handrail or strap. Walking in the bus while it is moving is very dangerous. Please change your seat or change money while the bus is stationary. Smoking is prohibited at all times in the bus. Please also refrain from using mobile phones, as it disturbs other passengers.

④ Route map

Route maps are available from the Takatsuki City Bus information sites and offices. The maps can also be found on the website of the Takatsuki City Transportation Department.

⑤ Information sites and offices

Site	Location	Contact
JR Takatsuki Station South Information Site	On the 1 st floor of Green Plaza Sangokan (3 rd building)	Tel: 072-682-5891
Hankyu Takatsukishi Station Information Site	In Emiru Takatsuki	Tel: 072-671-8717
JR Settsu-Tonda Station Information Site	Exit via the gate of JR Settsu-Tonda Sta., go down northwards, and you will find it in front of you.	Tel: 072-695-4400
Midorigaoka Office	3-4-1, Midorigaoka, Takatsuki City	Tel: 072-687-1500
	❖ Please contact here regarding bus operation and lost property in the northern part of the city and mainly the northern side of JR line.	
Shibo Office	4-3-1, Shibo-cho, Takatsuki City	Tel: 072-677-3513
	❖ Please contact here regarding bus operation and lost property in the southern part of the city and mainly the southern side of JR line.	

Website Link

Takatsuki City Bus Website : <https://www.citybus.city.takatsuki.osaka.jp/>

(2) Trains

① How to buy tickets

Train tickets can be purchased from ticket machines.

Check the fare to your destination before purchasing.



② Stations in the Takatsuki City

JR Kyoto Line and Hankyu Kyoto Line run in Takatsuki City.

1) JR Kyoto Line

Takatsuki Station, Settsu-Tonda Station

❖ Special Rapid (shin-kaisoku) and Rapid (kaisoku), and local trains stop at JR Takatsuki Station.

2) Hanyu Railway Kyoto Line

Kanmaki Station, Takatsuki-shi Station, Tonda Station

❖ Limited express (tokkyu), express (kyuko) and local express (junkyu) trains stop at Takatsuki-shi Station.

(3) Access to Takatsuki City

① From Osaka area

1) By car

- Approx. 15 minutes via Meishin Expressway, Takatsuki Interchange, Prefectural Road 79 and Mizuki Street
- Approx. 20 minutes via Meishin Expressway, Ibaraki Interchange and Route 171

2) By train

- Approx. 15 minutes by special rapid train from JR Osaka Station
- Approx. 20 minutes by limited express train from Hankyu Osaka-umeda station

② From Kyoto area

1) By car

- Approx. 15 minutes via Meishin Expressway, Takatsuki Interchange, Prefectural Road 79 and Mizuki Street
- Approx. 20 minutes via Meishin Expressway, Keiji Bypass, Oyamazaki Junction and Route 171

2) By train

- Approx. 15 minutes by special rapid train from JR Kyoto Station
- Approx. 20 minutes by limited express train from Hankyu Kyoto-kawaramachi Station



Note on Bicycle Parking

When you use a bicycle or motorized bicycle for commuting to school, work or shopping, please make sure to park it in the bicycle parking of your destination, or the nearest bicycle parking.

Parking your bicycle or motorized bicycle in a place where you are not supposed to causes a great danger and inconvenience to many pedestrians especially elderly and disabled people by blocking their passage.

Takatsuki City encourages people not to park bicycles and motorized bicycles in non-parking areas by stating so in the regulations. Bicycles and motorized bicycles parked in Bicycle Non-Parking Areas designated by the city such as in front of stations, will be immediately removed.

Inquiries: Administration Div. (Kanri Ka) Tel: 072-674-7595

9. Useful Websites for Foreign Citizens

① **Minimum necessary information for foreign residents to live, work and rear children in Osaka**

Essentials for Living in Osaka

Japanese, Easy Japanese, English, Chinese, Korean, Spanish, Portuguese, Filipino, Thai, Indonesian and Vietnamese are available. Using it with this guide is recommended.

- Japanese <http://www.ofix.or.jp/life/hikkei/japanese/index.html>
- English <http://www.ofix.or.jp/life/hikkei/english/index.html>
- Chinese <http://www.ofix.or.jp/life/hikkei/chinese/index.html>
- Korean <http://www.ofix.or.jp/life/hikkei/korean/index.html>

② **Websites providing multi-lingual consultations and a wide range of multi-lingual information including living information for foreign residents to live with peace of mind.**

Osaka Information Service for Foreign Residents

Please refer to p67 for life consultation service in foreign languages.

URL <http://www.ofix.or.jp/life/index.html>

③ **If you want to know medical treatment methods, etc. when you become ill**

Osaka Medical Net (Medical Information Guide for Foreign Residents)

URL <https://www.mfis.pref.osaka.jp/omfo/>

④ Website of the organization for sister city exchange in Takatsuki City

Takatsuki International Association (Public Interest Incorporated Foundation)

- ❖ The association provides Japanese language classes and lectures to help understand Japanese culture. They also encourage citizens to participate as host families to welcome visitors from sister cities.

Moreover, the association conducts citizens' goodwill visits, exchange projects with sister cities through interaction between cultural organizations, English/Chinese conversation classes and lectures for international understanding, etc. for citizens.

URL <http://www.takatsuki-intl-assn.or.jp>

⑤ If you want to know various Takatsuki City information

Takatsuki City's website has a function to translate the website texts into English, Chinese (traditional/simplified characters) and Korean. Please click "Foreign language" near the top of the page and select a language.

URL <http://www.city.takatsuki.osaka.jp>

10. Information about facilities

Name of facility	Address	Tel
Branch offices		
Tonda Branch Office	5-17-1, Tonda-cho	072-696-3001
Sangamaki Branch Office	1-11-8, Mishimae	072-678-1615
Kashida Branch Office	11, Koaza Suhano-shita, Oaza Tanou	072-688-9124
Sports facilities		
General Sports Center • Playgrounds in the City • Tennis courts in the City • Night lighting in elementary school playgrounds	4-1-1, Shibo-cho	072-677-8200
Kosobe Bosai Park Sports Facility	3-15-1, Kosobe-cho	072-681-0031
Hagitani General Park Sports Facility	111-1, Oaza Hagitani	072-699-0700
Tsutsumi Playground Sports Facility (including night lighting)	3-1, Tsutsumi-cho	072-673-5311
Citizens' swimming pool	4-3-11, Shibo-cho	072-677-7200
Cleanpia Maeshima (Maeshima Heat Utilization Center)	4-18-1, Maeshima	072-669-3165
Banda Heated Swimming Pool (Banda Heat Utilization Center)	2-13-3, Banda	072-674-2411
Libraries		
Central Library	2-1, Toen-cho	072-674-7800
Central Library Muse Children's Branch Library	7-1, Hakubai-cho In the Takatsuki Muse Campus, Kansai University	072-683-1911
JR Station Book Corner (You can receive reserved books.)	1-2, Konya-machi In the General Civic Exchange Center (Sogo Shimin Koryu Center)	072-674-7800 (Central Library)
Kammaki Station Automated Lending/Return Books Corner (You can receive reserved books.)	2-1-12, Konai In the Kammaki Sta. Bicycle Parking	072-674-7800 (Central Library)
Koteraike Library	1-1, Nishi-yosumi-cho	072-696-2880
Shibo Library	4-3-11, Shibo-cho	072-678-7401
Abuyama Library	2-11-12, Nasahara	072-693-9333
Hattori Library	2-15-1, Urado	072-668-1085
Public Halls (kominkan)		
Social education facilities for citizens		
Jonai Public Hall	1-1, Jonai-cho	072-671-4644
Akutagawa Public Hall	4-20-12, Akutagawa-cho	072-683-1423
Makami Public Hall	2-16-6, Makami-cho	072-683-2509

Tonada Public Hall	5-17-1, Tonda-cho	072-693-1671
Minami-okanmuri Public Hall	1-20-1, Otsuka-cho	072-673-1477
Sangamaki Public Hall	1-11-8, Mishimae	072-677-0965
Kitashimizu Public Hall	1-7-1, Shimizudai	072-687-3190
Imashirozuka Public Hall	48-3, Gungeshinmachi	072-683-3331
Goryo Public Hall	11-6, Goryo-cho	072-669-6169
Iwate Public Hall	18-1, Amatakitano-cho	072-685-2110
Hiyoshidai Public Hall	50-1, Teratani-cho	072-688-6636
Nyoze Public Hall	2-5, Nyoze-cho	072-693-1866
Abuyama Public Hall	2-11-12, Nasahara	072-693-0188

Citizens' Public Interest Activity Support Center

Hub facilities for citizens' public interest activities such as volunteering and NPO

Kyodo Plaza	3-1-105, Konya-machi Green Plaza Takatsuki 3 (sangokan)	072-668-1781
Facilities in Nishi Okanmuri Elementary School	3-1-1, Jonan-cho	072-674-3400

Community Centers

Hub facilities for local community Activities

Nyozegawa-minami Community Center	3-16-1, Shibo-cho	072-678-6748
Juei Community Center	3-11-3, Sakae-machi	072-696-6025
Takenouchi Community Center	60-6, Takenouchi-cho	072-661-1263
Okusaka Community Center	35-3, Besshohonmachi	072-684-1375
Tsutsumi Community Center	3-2, Tsutsumi-cho	072-674-8210
Okanmuri-kita daiichi (1) Community Center	1-15, Eiraku-cho	072-673-2046
Okanmuri-kita daini (2) Community Center	10-16, Miyano-cho	072-674-4955
Kawanishi Community Center	6-5, Seifukuji-cho	072-683-9048
Akaoji Community Center	15-6, Akaoji-cho	072-695-5563
Yanagawa Community Center	2-5, Nishi-machi	072-695-5793
Kanmuri Community Center	2-40-10, Okanmuri-cho	072-674-8221
Nishi-okanmuri Community Center	3-1-3, Jonan-cho	072-672-4130
Shimizu Community Center	5-4-3, Miyanakawara	072-687-4660
Abuno Community Center	5-21-2, Nampeidai	072-696-0921
Tamagawa-makita Community Center	26-3, Makita-cho	072-696-8877
Shimizuike Community Center	3-7-7, Kawanishi-cho	072-661-4111
Shodokoro Community Center	3-3, Minamishodokoro-cho	072-674-8400
Toen Community Center	10-12, Josai-cho	072-672-5477

Nishiabuno Community Center	1-10-2, Abuno	072-692-0800
Facilities for interaction / cultural activities		
General Civic Exchange Center (Cross Pal Takatsuki)	1-2, Konya-machi	072-685-3721
Takatsuki Gendai Gekijo Theater Civic Hall Curture Hall	2-33, Nomi-cho	072-671-1061
Lifelong Study Center	2-1, Toen-cho	072-674-7700
Keyaki Exhibition Hall	2-1-18, Johoku-cho	072-671-7554
Natural Museum (Aqua-pier Akutagawa)	5-59-1, Nampeidai	072-692-5041
Water Plaza	3-47-1, Nishikanmuri	072-674-7957
Sister-city Exchange Center	1-23, Ote-cho	072-673-3542
Imashirozuka Ancient History Museum	48-8, Gunge-shinmachi	072-682-0820
Shiroato (castle ruins) History Museum	1-7, Jonai-cho	072-673-3987
Museum of History and Folklore	3-10, Jonai-cho In the Takatsuki-jo Park	072-673-6446
Gender Equality Center	1-2, Konya-machi 4F, Cross Pal Takatsuki	072-685-3725
Tonda Fureai Culture Center	4-15-28, Tonda-cho	072-694-5451
Kasuga Fureai Culture Center	22-1, Kasuga-cho	072-671-9604
Youth Center	1-2, Konya-machi 6F, Cross Pal Takatsuki	072-685-3724
Tonda Youth Exchange Center	4-15-24, Tonda-cho	072-694-5454
Kasuga Youth Exchange Center	22-1, Kasuga-cho	072-676-7123
Settsukyo Gorge Youth Camp Site	1 Oaza Hara	072-674-7654

11. Consultation Service in Foreign Languages

<p>Osaka Foundation of International Exchange (Public Interest Incorporated Foundation)</p> <p>Osaka Information Service For Foreign Residents</p>	
Available languages	English, Chinese, Korean, Portuguese, Spanish, Vietnamese, Filipino, Thai, Indonesian, Nepali, Japanese
Opening days & hours	<p>Mon. & Fri. 9:00–20:00 (except for public holidays) (Booking in advance required for consultations after 17:30)</p> <p>Tue., Wed. & Thu. 9:00–17:30 (except for public holidays)</p> <p>2nd & 4th Sundays of the month 13:00–17:00</p> <p>❖ Except for Dec. 29–Jan. 3</p>
Address	5 th Floor, My Dome Osaka, 2-5, Honmachi-bashi, Chuo-ku, Osaka City
Tel	<p>06-6941-2297</p> <p>❖ Counseling only</p>
Fax	<p>06-6966-2401</p> <p>❖ Japanese, English only</p>
Email counseling	<p>jouhou-c@ofix.or.jp</p> <p>❖ Japanese, English only</p>

❖ Counseling is available by visit, phone call, email or fax.

12. Emergency Telephone Numbers

Fire and ambulance 119	Police 110
Takatsuki City Call Center Weekdays 8:00–19:00 Saturdays, Sundays, public holidays, year-end and New Year’s holiday (closing days of the City Hall) 9:00–17:00	Tel: 072-674-7111
Takatsuki City Hall Nighttime only 21:00–8:00 (the following day)	Tel: 072-674-7000
Fire Department	Tel: 072-676-0119
Takatsuki Police Station	Tel: 072-672-1234
Water Service Department (water leakage etc.)	Tel: 072-674-7922
Water Service Department (nighttime and holiday)	Tel: 072-674-7911
The Kansai Electric Power Co., Inc. Takatsuki Office	Tel: 0800-777-8810
Osaka Gas / gas leak emergency number (24/7)	Tel: 0120-5-19424
Osaka Information Service for Foreign Residents (Counseling only)	Tel: 06-6941-2297

Emergency hospital / family doctor

Takatsuki Shimamoto Out-of-Hours and Emergency Service Clinic	Tel: 072-683-9999

FY 2020 Revised Virsion

Edited/published by Takatsuki City, Human Rights and Gender Equality Div.
Citizens’ Livelihood Department

Tel: 072-674-7575 Fax: 072-674-7577

Takatsuki City’s Website <http://www.city.takatsuki.osaka.jp/>


For consultation on human rights, please consult “Human Right 110” (jinken hyakutoban) Tel: 072-674-7110 (Japanese only)

How to use The Relief Card

Cut off by the black line of ①

The Mountain fold of the dotted line of ②

Fold twice by the dotted line of ③

<p>たかつしあんぜん・あんしん 高槻市安全・安心カード Takatsuki City "Relief" Card</p> <p>たかつし 高槻市 Takatsuki City</p> 	<table border="1"> <tr> <td>Name (しめい)</td> <td>Sex (せいべつ)</td> <td>Date of birth (せいねんがっぴ)</td> </tr> <tr> <td colspan="3">Address (じゅうしょ)</td> </tr> <tr> <td colspan="2">Place of work (きんむさき)</td> <td>Blood type (けつえきがた)</td> </tr> <tr> <td>Home number (でんわ)</td> <td colspan="2">Mobile phone (けいたいでんわ)</td> </tr> </table>	Name (しめい)	Sex (せいべつ)	Date of birth (せいねんがっぴ)	Address (じゅうしょ)			Place of work (きんむさき)		Blood type (けつえきがた)	Home number (でんわ)	Mobile phone (けいたいでんわ)		<table border="1"> <tr> <td>Chronic disease (じびょう)</td> </tr> <tr> <td>Drugs being taken (ふくようやく)</td> </tr> <tr> <td>Family doctor (かかりつけびょういん)</td> </tr> <tr> <td>Your Information (あなたのじょうほう)</td> </tr> </table>	Chronic disease (じびょう)	Drugs being taken (ふくようやく)	Family doctor (かかりつけびょういん)	Your Information (あなたのじょうほう)							
Name (しめい)	Sex (せいべつ)	Date of birth (せいねんがっぴ)																							
Address (じゅうしょ)																									
Place of work (きんむさき)		Blood type (けつえきがた)																							
Home number (でんわ)	Mobile phone (けいたいでんわ)																								
Chronic disease (じびょう)																									
Drugs being taken (ふくようやく)																									
Family doctor (かかりつけびょういん)																									
Your Information (あなたのじょうほう)																									
<p>An emergency messaging service</p> <p>Recording 1 Guidance flows 2 Play back</p> <p>Input phone number you want to contact with</p> <p>Guidance flows 1# 2#</p> <p>Record within 3 seconds 3# 6#</p> <p>Play back 1# 6#</p>	<p>Someone contact in case of emergencies, please explain in advance to the contact person</p> <table border="1"> <tr> <td>Name (しめい)</td> <td>Contact information (あんそくじょうほう)</td> <td>Relationship (かんけい)</td> </tr> <tr> <td>Emergency contact number (きんきょうれんらくさき)</td> <td colspan="2"></td> </tr> <tr> <td></td> <td></td> <td></td> </tr> <tr> <td></td> <td></td> <td></td> </tr> <tr> <td></td> <td></td> <td></td> </tr> <tr> <td></td> <td></td> <td></td> </tr> </table>	Name (しめい)	Contact information (あんそくじょうほう)	Relationship (かんけい)	Emergency contact number (きんきょうれんらくさき)															<table border="1"> <tr> <td>Evacuation site for family (かぞくのひなんばしよ)</td> </tr> <tr> <td>Nearest evacuation (ひなんばしよ)</td> </tr> <tr> <td>Wide-area evacuation (こういきひなんち)</td> </tr> <tr> <td>Family meeting spot (かぞくのしゆごうばしよ)</td> </tr> <tr> <td>Remark (ひこ)</td> </tr> </table>	Evacuation site for family (かぞくのひなんばしよ)	Nearest evacuation (ひなんばしよ)	Wide-area evacuation (こういきひなんち)	Family meeting spot (かぞくのしゆごうばしよ)	Remark (ひこ)
Name (しめい)	Contact information (あんそくじょうほう)	Relationship (かんけい)																							
Emergency contact number (きんきょうれんらくさき)																									
Evacuation site for family (かぞくのひなんばしよ)																									
Nearest evacuation (ひなんばしよ)																									
Wide-area evacuation (こういきひなんち)																									
Family meeting spot (かぞくのしゆごうばしよ)																									
Remark (ひこ)																									

“A relief card” provides helpful information necessary in case of emergency, such as accidents, diseases and disasters. Please carry the card with you at all times, if possible.

Let's ensure it on a regular basis!